



Playgrounds

BY SUPERIOR RECREATIONAL PRODUCTS

UP TO
40%
OFF!

**Select Structures
and 15% Off
Everything Else!***

APRIL 2 - JUNE 1, 2018

*Some exclusions apply. See Sale Terms and Conditions for more information.





Childhood is about more than having fun.

It's about **exploring** the world, **challenging** growing muscles, and **using** imagination in new ways. It's proven that children need unstructured play to **grow and develop** into happy, healthy, well-adjusted people. That's why at SRP, we help children grow by personalizing play. Are you ready?

Let's go play!



. IN THIS . Catalog

Inspiration Gallery	12
Themed Structures	52
Ages 5-12	62
Steel	64
Ramp	68
Active	69
Recycled	70
Ages 2-12	72
Steel	74
Ramp	78
Recycled	79
Ages 2-5	80
Steel	82
Recycled	86
Ages 6-23 Months	88
Steel	90
Recycled	93
Infant Play Centers	94
Tot-Trek	96
Independent Play	98
Swings	100
Climbers	105
Overhead Ladders	112
Slides	115
Motion Play	116
Musical Play	121
Dramatic Play	124
Sand and Water Play	127
Playground Accessories	127
Fitness Equipment	128
Balance Play	130
Sports Play	131
Infant and Toddler Play	132
Complete Your Space	134
Playground Surfacing	136
Timbers and ADA Ramps	137
Shade and Shelter	138
Site Amenities	139
Bleachers	140
Dog Play	141
How to Buy & Warranty	142
Colors & Options	146

New! Themed Play Structures

Greathouse Park

Midland, Texas • Playgrounds, Etc.



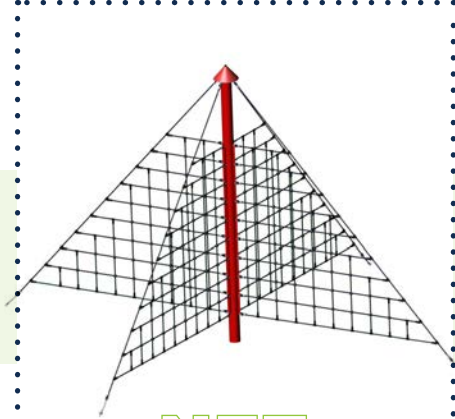
What's New?

We're always hard at work to bring you the latest and most innovative playground equipment in the industry. We have a special treat for you! Here is a look at the fresh batch of new themed play, freestanding climbing and motion events, dramatic play, and outdoor musical instruments!



THEME
Play Structures

PAGE 52



NET
Climbers

PAGE 110



CLIMBING
Boulders

PAGE 111



INDEPENDENT
Play

PAGE 119



DRAMATIC
Play Vehicles

PAGE 125



MUSICAL
Instruments

PAGE 122

Playground Materials

At Superior, we only use quality playground materials — whether purchasing just a **climber** or a **full structure**. Manufactured at our west Georgia manufacturing facility, **our playgrounds are proudly made in the USA**. Our structures are built to last and provide fun for years to come.

.....

1

Our rotationally-molded plastics have anti-static inhibitors.

Our rotationally-molded plastics, such as those used for slides and tubes, are made of $\frac{3}{8}$ " thick low density polyethylene (LDPE). They are UV stabilized for reduced fading and also contain anti-static inhibitors.

2

Our textured HDPE panels are strong and UV stabilized.

Our $\frac{3}{4}$ " thick textured high density polyethylene is used for products such as our activity panels. With UV stabilization, we ensure your carefully selected color will remain bright and colorful for years to come. These panels are stain and graffiti resistant and will not splinter or crack.

3

Our Superdurable powder coat leaves your structure protected.

Our steel posts are coated with 3 mils of zinc-rich primer and 3 mils of Superdurable powder coat. These 6 mils protect your playground from sun discoloration and salt (in coastal regions).

4

Our modular shades block harmful UV rays.

Our shade fabric blocks 91%–99% of harmful UV rays, depending upon the color you've chosen. Our fabric is also flame retardant, with some of our color choices being California Fire Marshal certified.

5

Our steel decks and stairs are among the thickest in the industry.

Our steel decks are formed from 12-gauge hot-rolled steel body — among the thickest in the industry — and are coated with UV stabilized PVC for a softer play surface. They're also sprayed with a PVC textured coating that increases foot traction, are perforated for drainage, and are lead-free.

6

We offer stainless steel hardware so you won't worry about rust.

99% of the hardware we use is stainless steel, with less than 1% being corrosion-resistant coated steel. Our hardware is packaged individually and labeled, allowing for more efficient installation.

P.S. Our post caps aren't just pretty.

From easy in-field installation to a unique two-color look, our aluminum alloy post caps offer many great benefits. Our super-tough post cap design allows for less water access, making our posts more durable in the field. Once installed the post caps can't be removed, stopping unwanted vandalism.







We Reimagine Play

WITH OUR RECYCLED STRUCTURES

95%

Our recycled structures are approximately 95% recycled.

Our posts, decks, and barriers are 100% recycled, while our metals are 90% recycled.



Every pound of recycled plastic lumber equates to 8 recycled milk containers.

Our playgrounds are made from reclaimed post-consumer plastic products such as milk jugs!

How It Works



1

You recycle items like plastic beverage containers and bags.



2

The raw materials are ground and processed.



3

The ground material is extruded to create the recycled lumber.

We're Safe & Easy

We Keep Safety First

All of Superior's playground products meet or exceed the standards set forth by the below organizations.

Learn more on page 144!

IPEMA™

Most of our products are IPEMA certified for their safety

CPSC

We comply with the CPSC's Public Playground Safety Handbook

U.S. Access Board

Superior adheres to the guidelines set forth by the Access Board

ASTM

Superior is a member of ASTM International

We Make It Easy to Buy

Superior makes it easy to buy and bid our products by having contracts with the following organizations.

View more on page 142!

Purchasing Cooperatives



Financing



Buy in phases, too!



Phase One

Capacity: 36

Size: 38' x 15'



Phase Two

Total Capacity: 68

Phase 1 + 2 Size: 38' x 26'

PHASE ONE

PHASE TWO

• BOOST YOUR •

Play Potential

Our phasing program allows you to create the play area you need now with room to grow for the future.

COMPLETED

PHASE THREE



Completed Structure

Capacity: 82

Size: 38' x 35'



Phase Three

Total Capacity: 82

Phase 1 + 2 + 3 Size: 38' x 35'

Why is phasing beneficial to you?

A small segment of your playground is installed at a time allowing facilities that have limited funds to satisfy their immediate play needs while keeping their larger playground goals well within reach.

Structures can be developed in as many phases as needed to accommodate your budget.

22%–40%
Installation

Dependent upon:

- Location
- Local Labor Rates
- Site Conditions
- Product

7%–15%
Freight

- Time of Year
- Location
- Fuel Rates
- Size of Product

**Other Items
to Consider**

- Shade
- Site Amenities
- Installation of Drainage
- Ground Preparation
- Containment Borders
- Utility Locations
- Restoration after Construction

• BUDGET •

Breakdown

While every playground project is different, each of our steel playground clients can anticipate certain costs while planning for their new playground. Check out this great diagram that answers the age-old question, “What should I budget for?”

20%–50% Product

- Complexity of Design
- Materials
- Layout of Structure
- Installation Methods

20%–90% Surfacing

- Type of Surfacing
- Size & Layout
- Thickness of Surfacing
- Preparation Needed



• BUILDING YOUR •

Environment

Our mission is to help you play, relax, and live. We help communities create complete outdoor recreational environments that cultivate community, enrich lives, and allow people to focus on what matters most. Utilize all of our product lines in your next recreational space.

Seen Here: Playgrounds + Shade



Inspiration Gallery

BE INSPIRED.

Our playgrounds give children an opportunity to let their imaginations soar on the playground while engaging in social, emotional, and physical development. Together, let's use all of Superior's product lines to create spaces where friendships are made and memories are created.

**. IN THIS .
Section**

Parks & Recreation	14
Religious.....	28
Education.....	36
Housing.....	44
Museum	50







Siesta Key Beach
SIESTA KEY, FLORIDA
ADVANCED RECREATIONAL CONCEPTS



SCAN HERE!
to learn more



GET THE
LOOK



R3-20030

Age Group	Capacity	Structure Size	Use Zone	Fall Height	ADA	MSRP
5-12	106	51' x 21'	63' x 34'	6'	✓	\$74,280

COMPLETE THIS LOOK: Sail Shade, Life Guard Shack (R3-20054)



Inspiration





Morrison Park at Shy Lake
LAKE JACKSON, TEXAS • KRAFTSMAN



SCAN HERE!
to learn more




GET THE
LOOK



PS5-30835

Age Group	Capacity	Structure Size	Use Zone	Fall Height	ADA	MSRP
5-12	110	40' x 32'	52' x 44'	9'	✓	\$78,034

COMPLETE THIS LOOK: 3-Bay Single Post Swing Frame with Shade





Aransas Pass Community Park
ARANSAS PASS, TEXAS • KRAFTSMAN



SCAN HERE!
to learn more



GET THE
LOOK



R3-20074

Age Group	Capacity	Structure Size	Use Zone	Fall Height	ADA	MSRP
2-5	57	39' x 12'	51' x 24'	2'	✓	\$32,730

COMPLETE THIS LOOK: Arched Tire Swing Frame, Rectangle Hip Shade, Zany Zipper Arch Climber, Camel Back Kids Climber, Hurricane Spinner, Climbing Wall, Lily Pad Walk





SCAN HERE!
to learn more



GET THE
LOOK



R3-20244

Age Group	Capacity	Structure Size	Use Zone	Fall Height	ADA	MSRP
5-12	62	51' x 35'	63' x 47'	7'	✓	\$45,663





Greathouse Park
MIDLAND, TEXAS • PLAYGROUNDS, ETC.



SCAN HERE!
to learn more



GET THE
LOOK



SRPFX-50014A

Age Group	Capacity	Structure Size	Use Zone	Fall Height	ADA	MSRP
5-12	74	38' x 35'	50' x 46'	9'	✓	\$88,224

COMPLETE THIS LOOK: 2-Bay Single Post Swing Frame, Sand Dollar Shade Sail, Moon Base Structure (SRPFX-50015), Custom Rocket Bench





SCAN HERE!
to learn more



GET THE
LOOK



R3-20029

Age Group	Capacity	Structure Size	Use Zone	Fall Height	ADA	MSRP
5-12	64	45' x 41'	57' x 53'	6'	✓	\$106,617

COMPLETE THIS LOOK: Custom Dolphin Slide (REC20627XX), Squid, Treasure Chest Crawl Tunnel (REC20629XX), 2-12 Year Old Dinghy Structure (R3-10204)





William F. Sheffield Park
JACKSONVILLE, FLORIDA
SOUTHERN RECREATION



SCAN HERE!
to learn more



GET THE
LOOK



TFR0550XX

Age Group	Capacity	Structure Size	Use Zone	Fall Height	ADA	MSRP
2-12	36	23' x 5'	35' x 18'	2 ½'	N/A	\$20,981

COMPLETE THIS LOOK: 3-Bay Arched Swing Frame, Custom Cracker Cow, Recycled Barn Themed Structure (R3-10168 at \$77,286), Modern Swing





Stanley Pentecostal Holiness Church
STANLEY, NORTH CAROLINA
SUPERIOR RECREATION OF THE CAROLINAS



SCAN HERE!
to learn more



GET THE
LOOK



PS3-31891

Age Group	Capacity	Structure Size	Use Zone	Fall Height	ADA	MSRP
2-5	22	16' x 12'	28' x 24'	3'	+1 Item	\$10,970

SALE PRICE: \$6,582

COMPLETE THIS LOOK: 5-12 Age Structure (PS3-31290 at \$18,595), 1-Bay and 3-Bay Single Post Swing Frame, UltraLeisure™ Site Amenities





Kannapolis Church of God
KANNAPOLIS, NORTH CAROLINA
SUPERIOR RECREATION OF THE CAROLINAS



SCAN HERE!
to learn more




GET THE
LOOK



PS3-32305-1

Age Group	Capacity	Structure Size	Use Zone	Fall Height	ADA	MSRP
5-12	38	38' x 28'	48' x 40'	6'	✓	\$32,127

COMPLETE THIS LOOK: Arched Tire Swing Frame, Tea Cup Spinner, L Series Site Amenities





Venture Church
HATTIESBURG, MISSISSIPPI



GET THE
LOOK



GFPFX-40101

Age Group	Capacity	Structure Size	Use Zone	Fall Height	MSRP
2-12	40	31' x 19'	38' x 30' (Outdoor)	4', 8'	Ask your sales rep!

COMPLETE THIS LOOK: Infant Exploratorium
Structure includes Large Flower Shade and Rock Wall Climber!



Inspiration





Childrey Baptist Church
NATHALIE, VIRGINIA • MAX PLAY FIT



SCAN HERE!
to learn more



GET THE
LOOK




PS3-32512-3

Age Group	Capacity	Structure Size	Use Zone	Fall Height	ADA	MSRP
5-12	28	28' x 25'	40' x 37'	4'	✓	\$24,961

SALE PRICE: \$14,977

COMPLETE THIS LOOK: 2-Bay Bi-Pod Swing Frame, Two-Seat Retro Rocker, Airplane Rider, UltraLeisure™ Site Amenities





Leesville Road Elementary School
LYNCHBURG, VIRGINIA • MAX PLAY FIT



SCAN HERE!
to learn more



GET THE
LOOK



PS3-31464


Age Group	Capacity	Structure Size	Use Zone	Fall Height	ADA	MSRP
5-12	34	24' x 20'	36' x 32'	7'	✓	\$18,891

SALE PRICE: \$11,335

COMPLETE THIS LOOK: Freestanding Tri-Chute Slide, Bubble Wall Climber, Matrix Climber



Inspiration





Elm Street Elementary School
NEWNAN, GEORGIA • KORKAT



SCAN HERE!
to learn more




GET THE
LOOK

PA5-57191

Age Group	Capacity	Structure Size	Use Zone	Fall Height	ADA	MSRP
5-12	16	43' x 28'	55' x 40'	7'	N/A	\$15,744

COMPLETE THIS LOOK: Zany Zipper Arch Climber, Camel Back Kids Climber







Shoal Creek Adventist School
SHARPSBURG, GEORGIA • KORKAT



GET THE
LOOK



PS3-31596

Age Group	Capacity	Structure Size	Use Zone	Fall Height	ADA	MSRP
5-12	36	33' x 19'	45' x 31'	7'	✓	\$30,014

COMPLETE THIS LOOK: Hexagon Umbrella Shade, UltraLeisure™ Bench

SCAN HERE!
to learn more





Inspiration





Hayes-Inman Education Center
JAMESTOWN, NORTH CAROLINA
SUPERIOR RECREATION OF THE CAROLINAS



SCAN HERE!
to learn more



GET THE
LOOK



PS5-32266-3

Age Group	Capacity	Structure Size	Use Zone	Fall Height	ADA	MSRP
2-12	50	42' x 25'	54' x 37'	2'	✓	\$64,448

COMPLETE THIS LOOK: 4-4 Perforated Bench



Inspiration





Cimarron Pointe Apartments
FIRESTONE, COLORADO • GO PLAY, INC.



SCAN HERE!
to learn more



GET THE
LOOK




PS3-31723

Age Group	Capacity	Structure Size	Use Zone	Fall Height	ADA	MSRP
2-12	20	25' x 11'	37' x 23'	6'	+1 Item	\$14,885

SALE PRICE: \$8,931

COMPLETE THIS LOOK: Lily Pad Walk





Aspenleaf Apartments
FORT COLLINS, COLORADO • GO PLAY, INC.



SCAN HERE!
to learn more



GET THE
LOOK





PS3-32539

Age Group	Capacity	Structure Size	Use Zone	Fall Height	ADA	MSRP
5-12	36	26' x 23'	38' x 35'	7'	✓	\$26,293

SALE PRICE: \$15,776

COMPLETE THIS LOOK: Lily Pad Walk, ADA Ramp





Mountain View
GASTONIA, NORTH CAROLINA
SUPERIOR RECREATION OF THE CAROLINAS



SCAN HERE!
to learn more



GET THE
LOOK



PS3-32841

Age Group	Capacity	Structure Size	Use Zone	Fall Height	ADA	MSRP
5-12	56	32' x 30'	44' x 42'	6'	+1 Item	\$31,473

COMPLETE THIS LOOK: Mini-Shelter, 2-Bay Single Post Swing Frame, UltraLeisure™ Bench, UltraLeisure™ Table



MUSEUM
• MARKET •



GET THE
LOOK






8570-0

Age Group	Capacity	Structure Size	Use Zone	ADA	MSRP
2-12	71	57' x 21'	Adaptable	✓	Ask your sales rep!

COMPLETE THIS LOOK: Rectangle Hip Shade, Custom Logo Bench, Inclusive Orbit

Ask us about
100% accessibility
via a wheelchair
lift or elevator!



Themed Structures

THE MAGIC OF IMAGINATION.

There's no limit when designing an SRP steel or recycled playground! We create one-of-a-kind playgrounds for any theme imaginable. No matter the space or budget, our team of creative designers can bring your ideas to life.







Reverse View

Battle of Skull Island: R3-20029

Age Group	Capacity	Structure Size	Use Zone	Fall Height	Timber Count	ADA	MSRP
5-12	64	45' x 41'	57' x 53'	6'	55	✓	\$106,617

SCAN HERE!
to learn more



Reverse View

Ship: R3-10252

Age Group	Capacity	Structure Size	Use Zone	Fall Height	Timber Count	ADA	MSRP
2-12	35-40	21' x 19'	43' x 31'	6'	32	✓	\$31,046

SALE PRICE: \$21,732

SCAN HERE!
for overhead





Reverse View

Noah's Ark: R3FX-30040

Age Group	Capacity	Structure Size	Use Zone	Fall Height	Timber Count	ADA	MSRP
2-5	42	16' x 12'	26' x 25'	2.5'	26	N/A	\$20,266

SCAN HERE!
to see options



Reverse View

Ocean Liner: SRPFX-50059

Age Group	Capacity	Structure Size	Use Zone	Fall Height	Timber Count	ADA	MSRP
5-12	144	49' x 35'	63' x 49'	8'	56	✓	\$124,057

SCAN HERE!
for larger images





Reverse View

Rocket: SRPFX-50058

Age Group	Capacity	Structure Size	Use Zone	Fall Height	Timber Count	ADA	MSRP
2-12	31	21' x 17'	33' x 29'	6'	31	✓	\$36,748

SCAN HERE!
to learn more



Reverse View

Police Station: SRPFX-50026

Age Group	Capacity	Structure Size	Use Zone	Fall Height	Timber Count	ADA	MSRP
5-12	76	37' x 23'	49' x 35'	6'	30	✓	Ask your sales rep!

SCAN HERE!
for overhead





Caboose: R3FX-30003

SCAN HERE!
to see options



Age Group	Capacity	Structure Size	Use Zone	Fall Height	Timber Count	ADA	MSRP
2-12	24	16' x 12'	28' x 24'	4'	26	✓	\$14,770



Steam Engine: R3FX-30002

SCAN HERE!
for larger images



Age Group	Capacity	Structure Size	Use Zone	Fall Height	Timber Count	ADA	MSRP
2-5	37	23' x 9'	34' x 21'	3'	28	✓	\$15,289

SALE PRICE: \$10,702



Train: R3-20160

SCAN HERE!
for larger images



Age Group	Capacity	Structure Size	Use Zone	Fall Height	Timber Count	ADA	MSRP
5-12	62	46' x 15'	58' x 27'	4'	38	✓	\$31,704



Reverse View

Airport: SRPFX-50035

Age Group	Capacity	Structure Size	Use Zone	Fall Height	Timber Count	ADA	MSRP
2-12	103	43' x 29'	58' x 43'	8'	45	✓	Ask your sales rep!

SCAN HERE!
to learn more



Reverse View

Sea Side: R3FX-30037

Age Group	Capacity	Structure Size	Use Zone	Fall Height	Timber Count	ADA	MSRP
2-12	81	37' x 22'	50' x 35'	6'	43	✓	\$85,637

SCAN HERE!
for overhead





Reverse View

Tree House and Ranger Station: R3FX-30012

Age Group	Capacity	Structure Size	Use Zone	Fall Height	Timber Count	ADA	MSRP
5-12	108	32' x 23'	45' x 35'	6'	40	✓	\$103,620

SCAN HERE!
to see options



PAIR WITH:
Trout Spring Rider
TFS0029XX • PAGE 119




Marsh: SRPFX-50043

Age Group	Capacity	Structure Size	Use Zone	Fall Height	Timber Count	ADA	MSRP
5-12	58	31' x 25'	43' x 36'	6'	40	✓	\$42,303

SCAN HERE!
for larger images





PAIR WITH:
Pig Spring Rider
TFS0027XX • PAGE 119

Barn: R3FX-30038

Age Group	Capacity	Structure Size	Use Zone	Fall Height	Timber Count	ADA	MSRP
2-5	35	21' x 17'	34' x 29'	4'	32	✓	\$24,103

SCAN HERE!
to learn more



Reverse
View



Western Town: SRPFX-50074

Age Group	Capacity	Structure Size	Use Zone	Fall Height	Timber Count	ADA	MSRP
5-12	88	51' x 47'	36' x 21'	6'	29	✓	Ask your sales rep!

SCAN HERE!
for overhead





Reverse View

Medieval Castle: SRPFX-50019

Age Group	Capacity	Structure Size	Use Zone	Fall Height	Timber Count	ADA	MSRP
2-12	158	58' x 36'	68' x 49'	6'	50	✓	\$102,556

SCAN HERE!
to see options



PAIR WITH:
Bear Spring Rider
TFS0020XX • PAGE 119



Ranger Station: R3FX-30030

Age Group	Capacity	Structure Size	Use Zone	Fall Height	Timber Count	ADA	MSRP
2-5	58	23' x 15'	35' x 27'	4'	26	✓	Ask your sales rep!

SCAN HERE!
for larger images



5-12 Year Old Structures

ESCAPE THE BORING, IMAGINE THE ADVENTURE.

Our 5-12 play structures are designed for children with growing bodies. These structures encourage physical activity and help with growth and muscle development.

. IN THIS . Section

Steel	64
Ramp	68
Active	69
Recycled.....	70







Reverse View



PS3-31639 / PS5-31639

SCAN HERE!
to learn more

Structure	Capacity	Structure Size	Use Zone	Fall Height	Timber Count	ADA	MSRP
PS3-31639	15-20	23' x 13'	35' x 25'	7'	26	✓	\$13,649
PS5-31639	25-30	26' x 14'	38' x 26'	7'	28	✓	\$16,572



Reverse View



PS3-31897 / PS5-31897

SCAN HERE!
for overhead

Structure	Capacity	Structure Size	Use Zone	Fall Height	Timber Count	ADA	MSRP
PS3-31897	50-55	27' x 26'	39' x 38'	8'	32	✓	\$43,689
PS5-31897	60-65	30' x 29'	42' x 41'	8'	34	✓	\$51,387





PS3-31616 / PS5-31616

SCAN HERE!
to see options

Structure	Capacity	Structure Size	Use Zone	Fall Height	Timber Count	ADA	MSRP
PS3-31616	35-40	30' x 25'	42' x 37'	7'	36	✓	\$30,830
PS5-31616	45-50	33' x 27'	45' x 39'	7'	38	✓	\$35,269



PS3-31599 / PS5-31599

SCAN HERE!
for larger images

Structure	Capacity	Structure Size	Use Zone	Fall Height	Timber Count	ADA	MSRP
PS3-31599	30-35	33' x 28'	45' x 40'	7'	38	✓	\$25,632
PS5-31599	40-45	36' x 29'	48' x 41'	7'	40	✓	\$30,099





Reverse View

PS3-31710 / PS5-31710

SCAN HERE!
to learn more

Structure	Capacity	Structure Size	Use Zone	Fall Height	Timber Count	ADA	MSRP
PS3-31710	20-25	29' x 18'	41' x 30'	7'	30	✓	\$18,661
PS5-31710	30-35	30' x 21'	42' x 33'	7'	31	✓	\$22,434



Reverse View

PS3-31722 / PS5-31722

SCAN HERE!
for overhead

Structure	Capacity	Structure Size	Use Zone	Fall Height	Timber Count	ADA	MSRP
PS3-31722	25-30	15' x 23'	27' x 35'	5'	26	✓	\$17,826
PS5-31722	30-35	17' x 25'	29' x 37'	5'	28	✓	\$20,579





PS3-31799 / PS5-31799

SCAN HERE!
to see options

Structure	Capacity	Structure Size	Use Zone	Fall Height	Timber Count	ADA	MSRP
PS3-31799	30-35	28' x 20'	40' x 32'	6'	30	✓	\$30,954
PS5-31799	40-45	30' x 22'	42' x 34'	6'	32	✓	\$35,999



PS3-31596 / PS5-31596

SCAN HERE!
for larger images

Structure	Capacity	Structure Size	Use Zone	Fall Height	Timber Count	ADA	MSRP
PS3-31596	30-35	33' x 19'	45' x 31'	7'	32	✓	\$30,014
PS5-31596	35-40	38' x 21'	50' x 33'	7'	36	✓	\$34,515



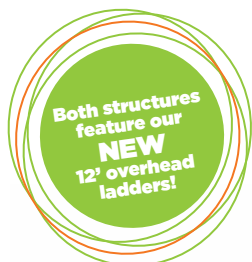


Reverse View

PS5-33102-1

Structure	Capacity	Structure Size	Use Zone	Fall Height	Timber Count	ADA	MSRP
PS5-33102-1	84	70' x 23'	82' x 35'	8'	56	✓	\$83,514

SCAN HERE!
to learn more



Reverse View

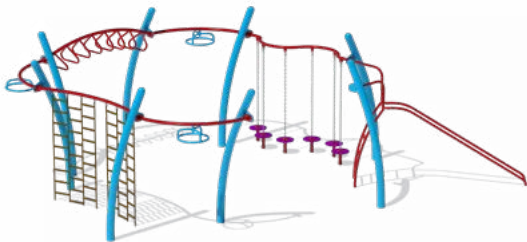


PS5-33104

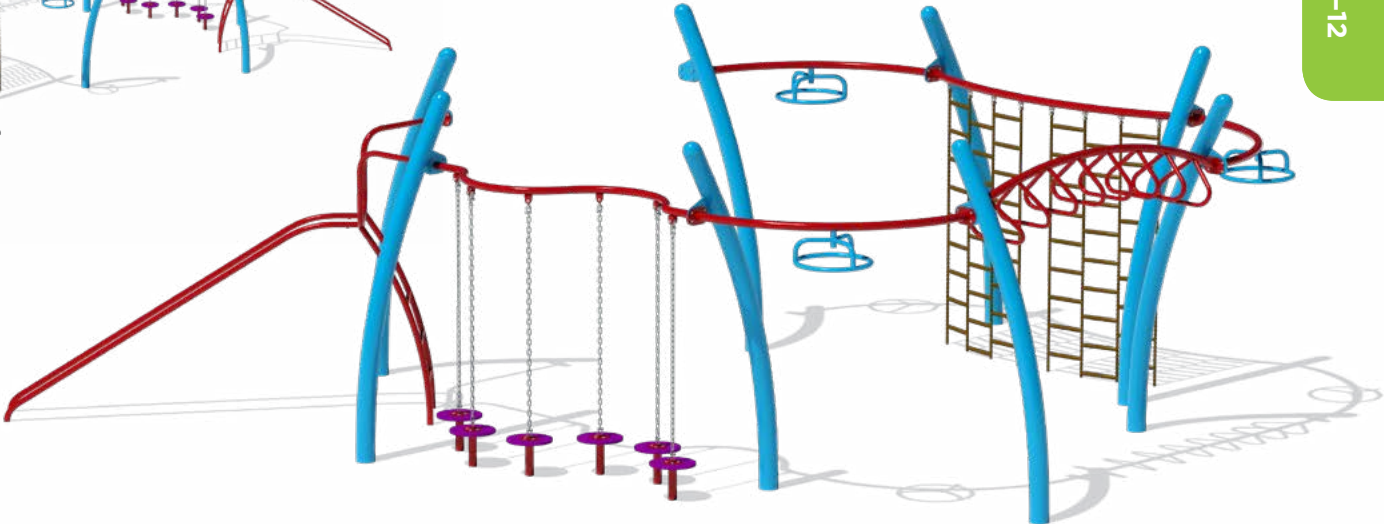
Structure	Capacity	Structure Size	Use Zone	Fall Height	Timber Count	ADA	MSRP
PS5-33104	128	49' x 39'	61' x 51'	7'	50	✓	\$68,387

SCAN HERE!
for overhead





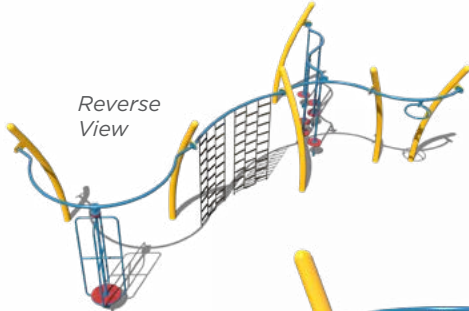
Reverse
View



PA5-26074

SCAN HERE!
to see options

Structure	Capacity	Structure Size	Use Zone	Fall Height	Timber Count	ADA	MSRP
PA5-26074	10-15	30' x 23'	42' x 35'	8'	30	N/A	\$12,293



Reverse
View



PA5-29279

SCAN HERE!
for larger images

Structure	Capacity	Structure Size	Use Zone	Fall Height	Timber Count	ADA	MSRP
PA5-29279	10-15	29' x 27'	41' x 39'	7'	32	N/A	\$12,731

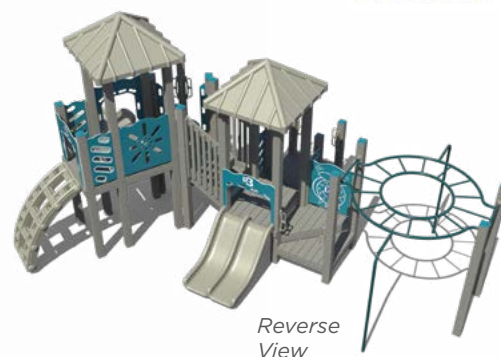




R3-10011

Capacity	Structure Size	Use Zone	Fall Height	Timber Count	Recycled Lumber	ADA	MSRP
35-40	27' x 25'	39' x 37'	7'	31	Approx. 2,840 lbs.	✓	\$23,095

SCAN HERE!
to learn more



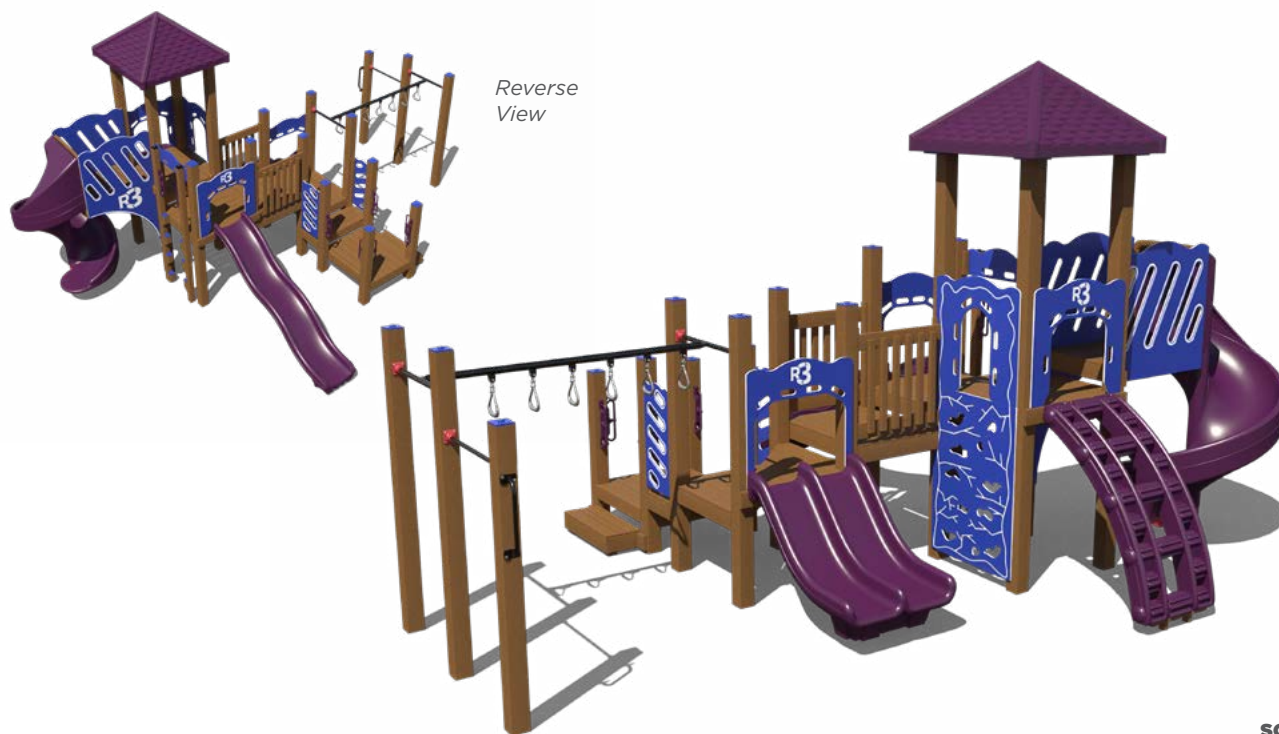
R3-10052

Capacity	Structure Size	Use Zone	Fall Height	Timber Count	Recycled Lumber	ADA	MSRP
25-30	33' x 18'	45' x 30'	7'	32	Approx. 2,654 lbs.	✓	\$19,254

SALE PRICE: \$13,478

SCAN HERE!
for overhead





R3-20103

SCAN HERE!
to see options

Capacity	Structure Size	Use Zone	Fall Height	Timber Count	Recycled Lumber	ADA	MSRP
30-35	26' x 21'	38' x 33'	7'	30	Approx. 3,780 lbs.	✓	\$23,181



Reverse View



R3-20128

SCAN HERE!
for larger images

Capacity	Structure Size	Use Zone	Fall Height	Timber Count	Recycled Lumber	ADA	MSRP
45-50	33' x 22'	45' x 34'	7'	36	Approx. 4,170 lbs.	✓	\$23,837

SALE PRICE: \$16,686



2-12 Year Old Structures

MAKE CHILDHOOD MEMORABLE.

Our 2-12 play structures are designed for both younger children and older children. Younger children will enjoy the ground-based play panels while older children will test their limits with physical play.

**. IN THIS .
Section**

Steel	74
Ramp	78
Recycled.....	79







Reverse
View



PS3-31464 / PS5-31464

Structure	Capacity	Structure Size	Use Zone	Fall Height	Timber Count	ADA	MSRP
PS3-31464	30-35	23' x 23'	35' x 35'	6'	30	✓	\$19,650
PS5-31464	30-35	26' x 21'	38' x 33'	6'	32	✓	\$23,481

SCAN HERE!
to learn more



Reverse
View



PS3-31426 / PS5-31426

Structure	Capacity	Structure Size	Use Zone	Fall Height	Timber Count	ADA	MSRP
PS3-31426	50-55	28' x 27'	40' x 39'	6'	34	✓	\$36,239
PS5-31426	55-60	33' x 21'	45' x 43'	6'	38	✓	\$43,767

SALE PRICE: \$21,743

SCAN HERE!
for overhead





PS3-31723 / PS5-31723

SCAN HERE!
to see options

Structure	Capacity	Structure Size	Use Zone	Fall Height	Timber Count	ADA	MSRP
PS3-31723	20-25	25' x 11'	37' x 23'	6'	26	✓	\$14,885
PS5-31723	35-40	28' x 12'	40' x 24'	6'	27	✓	\$17,968

SALE PRICE: \$8,931



PS3-31664 / PS5-31664

SCAN HERE!
for larger images

Structure	Capacity	Structure Size	Use Zone	Fall Height	Timber Count	ADA	MSRP
PS3-31664	30-35	31' x 13'	43' x 25'	5'	28	✓	\$25,144
PS5-31664	45-50	31' x 15'	43' x 27'	5'	29	✓	\$28,276

SALE PRICE: \$15,086



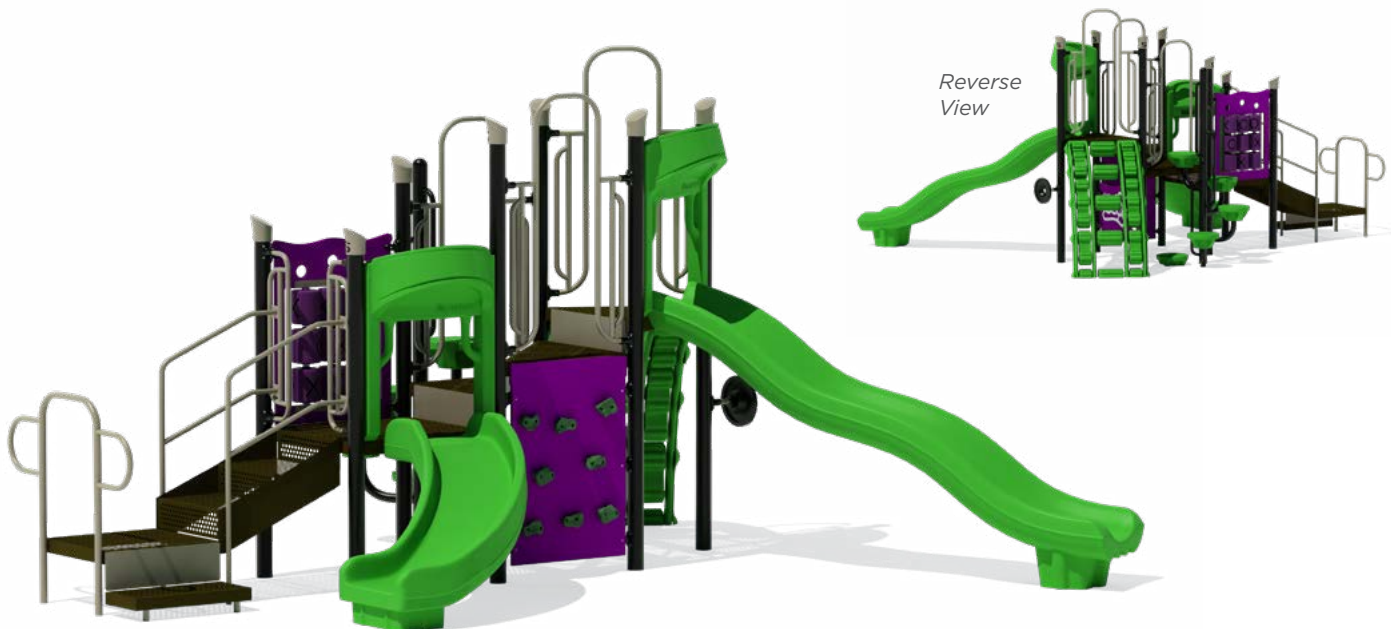


Reverse View

PS3-31903 / PS5-31903

Structure	Capacity	Structure Size	Use Zone	Fall Height	Timber Count	ADA	MSRP
PS3-31903	55-60	37' x 26'	49' x 38'	6'	37	✓	\$39,817
PS5-31903	55-60	39' x 31'	51' x 43'	6'	40	✓	\$46,346

SCAN HERE!
to learn more



Reverse View

PS3-31328 / PS5-31328

Structure	Capacity	Structure Size	Use Zone	Fall Height	Timber Count	ADA	MSRP
PS3-31328	20-25	18' x 14'	30' x 26'	5'	24	✓	\$13,017
PS5-31328	30-35	21' x 15'	33' x 27'	5'	26	✓	\$15,569

SALE PRICE: \$7,810

SCAN HERE!
for overhead





Reverse View

PS3-31908 / PS5-31908

SCAN HERE!
to see options

Structure	Capacity	Structure Size	Use Zone	Fall Height	Timber Count	ADA	MSRP
PS3-31908	35-40	23' x 18'	35' x 30'	4'	26	✓	\$19,710
PS5-31908	40-50	27' x 19'	39' x 31'	4'	28	✓	\$23,586

SALE PRICE: \$11,826



Reverse View



PS3-31861 / PS5-31861

SCAN HERE!
for larger images

Structure	Capacity	Structure Size	Use Zone	Fall Height	Timber Count	ADA	MSRP
PS3-31861	35-40	24' x 19'	36' x 31'	5'	30	✓	\$23,988
PS5-31861	45-50	26' x 22'	38' x 34'	5'	31	✓	\$27,359





Reverse
View



PS5-31916

Structure	Capacity	Structure Size	Use Zone	Fall Height	Timber Count	ADA	MSRP
PS5-31916	80-84	61' x 32'	73' x 44'	5'	52	✓	\$91,716

SCAN HERE!
to learn more



Reverse
View



PS5-31920

Structure	Capacity	Structure Size	Use Zone	Fall Height	Timber Count	ADA	MSRP
PS5-31920	110-115	48' x 37'	60' x 49'	7'	46	✓	\$75,445

SCAN HERE!
for overhead





R3-10013

SCAN HERE!
to see options

Capacity	Structure Size	Use Zone	Fall Height	Timber Count	Recycled Lumber	ADA	MSRP
25-30	22' x 19'	34' x 31'	6'	26	Approx. 3,552 lbs.	✓	\$22,557



R3-10074

SCAN HERE!
for larger images

Capacity	Structure Size	Use Zone	Fall Height	Timber Count	Recycled Lumber	ADA	MSRP
25-30	24' x 16'	36' x 28'	6'	27	Approx. 3,194 lbs.	✓	\$15,010



2-5 Year Old Structures

BUILDING SELF-ESTEEM.

Our 2-5 play structures are designed with young children in mind. These structures build self-esteem by featuring physically challenging play components, such as a climber, and mentally challenging play panels.

. IN THIS . Section

Steel	82
Recycled.....	86







PS3-31385 / PS5-31385

Structure	Capacity	Structure Size	Use Zone	Fall Height	Timber Count	ADA	MSRP
PS3-31385	28-33	21' x 13'	33' x 25'	4'	24	✓	\$18,255
PS5-31385	32-37	25' x 15'	37' x 27'	4'	23	✓	\$21,702

SCAN HERE!
to learn more



PS3-31889 / PS5-31889

Structure	Capacity	Structure Size	Use Zone	Fall Height	Timber Count	ADA	MSRP
PS3-31889	15-20	15' x 13'	27' x 25'	3'	22	✓	\$15,827
PS5-31889	20-25	16' x 14'	28' x 26'	3'	22	✓	\$17,584

SALE PRICE: \$9,496

SCAN HERE!
for overhead





PS3-31395 / PS5-31395

SCAN HERE!
to see options

Structure	Capacity	Structure Size	Use Zone	Fall Height	Timber Count	ADA	MSRP
PS3-31395	20-25	22' x 20'	34' x 32'	4'	30	✓	\$18,358
PS5-31395	25-30	25' x 20'	37' x 32'	4'	31	✓	\$20,939




PS3-31288 / PS5-31288

SCAN HERE!
for larger images

Structure	Capacity	Structure Size	Use Zone	Fall Height	Timber Count	ADA	MSRP
PS3-31288	20-25	20' x 16'	32' x 28'	4'	24	✓	\$14,262
PS5-31288	30-35	18' x 23'	30' x 35'	4'	26	✓	\$15,171

SALE PRICE: \$8,557





PS3-31890 / PS5-31890

Structure	Capacity	Structure Size	Use Zone	Fall Height	Timber Count	ADA	MSRP
PS3-31890	20-25	20' x 19'	32' x 31'	4'	26	✓	\$10,024
PS5-31890	20-25	21' x 19'	33' x 31'	4'	28	✓	\$11,714

SALE PRICE: \$6,014

SCAN HERE!
to learn more



PS3-31830

Structure	Capacity	Structure Size	Use Zone	Fall Height	Timber Count	ADA	MSRP
PS3-31830	20-25	22' x 22'	34' x 34'	5'	28	✓	\$11,036

SCAN HERE!
for overhead





Reverse View



PS3-31666 / PS5-31666

Structure	Capacity	Structure Size	Use Zone	Fall Height	Timber Count	ADA	MSRP
PS3-31666	20-25	20' x 12'	32' x 24'	3'	23	✓	\$14,370
PS5-31666	25-30	21' x 13'	33' x 25'	3'	24	✓	\$17,299

SALE PRICE: \$8,622

SCAN HERE!
to see options



Reverse View

PS3-31550 / PS5-31550

Structure	Capacity	Structure Size	Use Zone	Fall Height	Timber Count	ADA	MSRP
PS3-31550	15-20	18' x 15'	30' x 27'	4'	23	✓	\$10,964
PS5-31550	20-25	20' x 16'	32' x 28'	4'	24	✓	\$12,870

SCAN HERE!
for larger images






R3-10038

Capacity	Structure Size	Use Zone	Fall Height	Timber Count	Recycled Lumber	ADA	MSRP
35-40	27' x 20'	39' x 32'	5'	30	Approx. 2,662 lbs.	✓	\$20,133

SCAN HERE!
to learn more



R3-10020

Capacity	Structure Size	Use Zone	Fall Height	Timber Count	Recycled Lumber	ADA	MSRP
40-45	26' x 23'	38' x 35'	6'	31	Approx. 4,110 lbs.	✓	\$28,305

SCAN HERE!
for overhead



Ages 2-5



R3-10069

SCAN HERE!
to see options

Capacity	Structure Size	Use Zone	Fall Height	Timber Count	Recycled Lumber	ADA	MSRP
30-35	22' x 21'	34' x 33'	5'	26	Approx. 4,002 lbs.	✓	\$15,043
SALE PRICE: \$10,530							



R3-10071

SCAN HERE!
for larger images

Capacity	Structure Size	Use Zone	Fall Height	Timber Count	Recycled Lumber	ADA	MSRP
25-30	22' x 14'	34' x 26'	4'	25	Approx. 2,096 lbs.	✓	\$13,939



6-23 Month Structures

DEVELOP, LEARN, AND GROW.

Our 6-23 month play structures are designed with the developing child in mind. These structures are challenging but easily accessible to both crawling and walking toddlers. Additionally, they support developing skills and provide high visibility to supervisors.

. IN THIS . Section

Steel	90
Recycled.....	93
Infant Play Centers	94
Tot-Trek.....	96









Reverse
View

PS3-28280 / PS5-28280

Structure	Structure Size	Use Zone	Fall Height	Timber Count	ADA	MSRP
PS3-28280	21' x 13'	33' x 25'	N/A	24	✓	\$8,272
PS5-28280	25' x 15'	37' x 27'	N/A	23	✓	\$10,456

SCAN HERE!
to learn more



Reverse
View

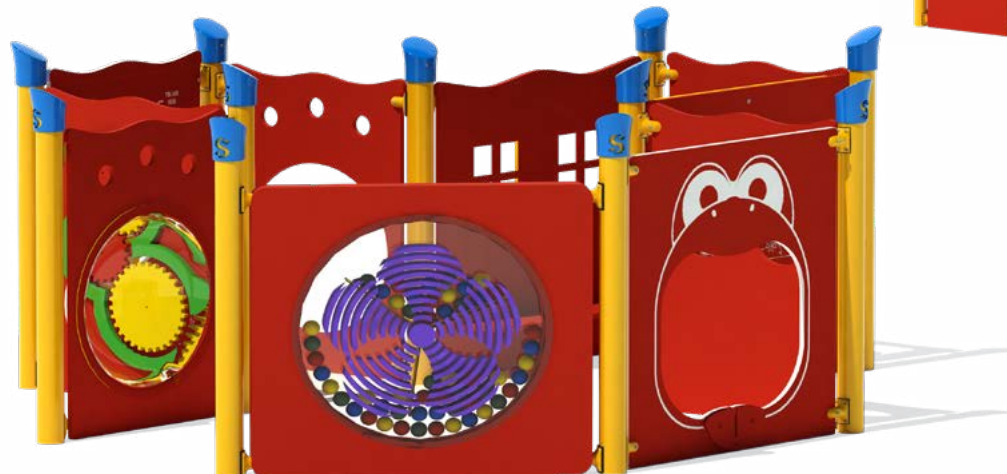
PS3-29164

Structure	Structure Size	Use Zone	Fall Height	Timber Count	ADA	MSRP
PS3-29164	21' x 13'	33' x 25'	N/A	24	✓	\$12,931

SALE PRICE: \$7,759

SCAN HERE!
for overhead





Reverse View

PS3-31887 / PS5-31887

Structure	Structure Size	Use Zone	Fall Height	Timber Count	ADA	MSRP
PS3-31887	21' x 13'	33' x 25'	N/A	24	✓	\$9,997
PS5-31887	25' x 15'	37' x 27'	N/A	23	✓	\$11,590

SCAN HERE!
to see options



Reverse View



PS3-31618 / PS5-31618

Structure	Structure Size	Use Zone	Fall Height	Timber Count	ADA	MSRP
PS3-31618	20' x 16'	32' x 28'	N/A	24	✓	\$4,679
PS5-31618	18' x 23'	30' x 35'	N/A	26	✓	\$5,043

SCAN HERE!
for larger images





Reverse
View

PS3-31850 / PS5-31850

SCAN HERE!
to learn more

Structure	Structure Size	Use Zone	Fall Height	Timber Count	ADA	MSRP
PS3-31850	18' x 9'	30' x 21'	N/A	23	✓	\$11,159
PS5-31850	25' x 15'	37' x 27'	N/A	23	✓	\$12,377



Reverse
View



PS3-31512 / PS5-31512

SCAN HERE!
for overhead

Structure	Structure Size	Use Zone	Fall Height	Timber Count	ADA	MSRP
PS3-31512	6' x 3'	6' x 3'	N/A	24	✓	\$4,812
PS5-31512	8' x 4'	8' x 4'	N/A	23	✓	\$5,866





R3-ARK

SCAN HERE!
to see options



Structure Size	Use Zone	Fall Height	Timber Count	Recycled Lumber	ADA	MSRP
22' x 21'	34' x 33'	N/A	26	Approx. 4,002 lbs.	✓	\$10,658



R3-20180

SCAN HERE!
for larger images



Capacity	Structure Size	Use Zone	Fall Height	Timber Count	Recycled Lumber	ADA	MSRP
21	18' x 4'	30' x 16'	3'	20	Approx. 1,298 lbs.	✓	\$12,088

Play Centers and Infant Exploratoriums

Our Infant Play Centers and Exploratoriums are similar to our traditional structures but are made with fiber reinforced plastic (FRP) posts and, depending upon your surfacing, may feature Trex® decking. These designs provide ground-based play events for crawling infants and can be outfitted with our slide-in gate to provide caregivers the option of keeping infants inside or allowing them to venture out.



Reverse View

Play Center: SS99

Structure	Capacity	Structure Size	Includes	MSRP
SS99	10-12	8' x 8'	Bead Panel, Peek-a-Boo Panel, Bell Striker Panel, Shape Spinner Panel, and Mirror Panel	\$13,100

SCAN HERE!
for overhead



Reverse View



Play Center: 48102

Structure	Capacity	Structure Size	Includes	MSRP
48102	4-6	8' x 8'	Bubble Panel, Bead Panel, Mirror Panel, Shape Spinner Panel, Sound Cylinder Panel, and Slide-In Gate	\$9,301

SCAN HERE!
for larger images





Reverse View



Exploratorium: 13301FT

Structure	Capacity	Structure Size	Includes	MSRP
13301FT	8-10	7' x 7'	Bead Panel, Peek-a-Boo Panel, Bell Striker Panel, Mirror Panel, and Shape Spinner Panel	\$8,598

SCAN HERE!
to learn more



Reverse View

Exploratorium: 13302FT

Structure	Capacity	Structure Size	Includes	MSRP
13302FT	10-12	7' x 10.5'	Bead Panel, Peek-a-Boo Panel, Bell Striker Panel, Shape Spinner Panel, Mirror Panel, and Texture Panel	\$12,570

SCAN HERE!
for overhead



Reverse View



Exploratorium: 13303FT

Structure	Capacity	Structure Size	Includes	MSRP
13303FT	12-14	10.5' x 10.5'	Bead Panel, Peek-a-Boo Panel, Bell Striker Panel, Shape Spinner Panel, Texture Panel, Bubble Panel, Mirror Panel, and Sound Cylinder Panel	\$18,972

SCAN HERE!
for larger images

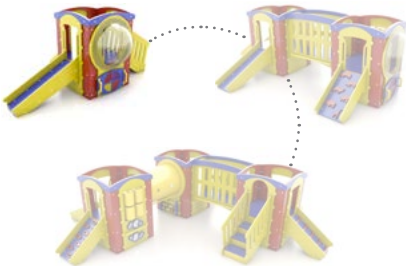


Tot-Trek Modular Structure

Our Tot-Trek modular structure is available in endless configurations. Start with a base unit and add on different play components based on your area's size and your budget. While you can design your own, check out three sample structures to the right. Available in a primary or natural color scheme.

SCAN HERE!
to see how
the endless
configurations
work!



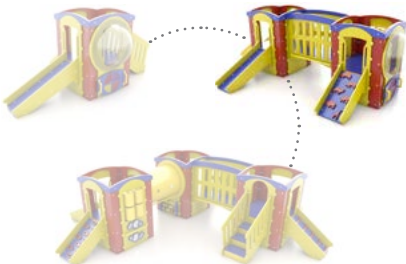


SCAN HERE!
to learn more



Phase One

Structure	Capacity	Structure Size	Includes	MSRP
TFR0520XX	5	8' x 6'	Stairs, Slide, Bubble Window, Texture Panel, and Climber	\$3,940

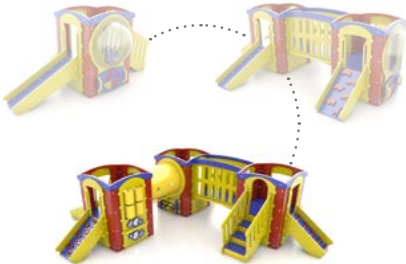


SCAN HERE!
for video



Phase Two

Structure	Capacity	Structure Size	Includes	MSRP
TFR0533XX	10	12' x 8'	Phase One + Bridge, Climber, Stairs, and Activity Panels	\$7,556



SCAN HERE!
for larger images



Phase Three

Structure	Capacity	Structure Size	Includes	MSRP
TFR0518XX	15	14' x 15'	Phase Two + Crawl Tube, Slide, and Activity Panels	\$11,520

SALE PRICE: \$6,912

Independent Play

BOOST YOUR PLAY.

It's easy to underestimate the value of independent play. We offer a wide range of independent play events that challenge a child's physical capabilities and encourage dramatic, musical, and social play.

. IN THIS . Section

Swings.....	100
Climbers	105
Overhead Ladders.....	112
Slides	115
Motion Play	116
Musical Play	121
Dramatic Play.....	124
Creative, Sand, & Water Play...	127
Playground Accessories.....	127
Fitness Equipment.....	128
Balance Play	130
Sports Play	131
Infant & Toddler Play	132





Swing Frames

Steps to Designing Your Swing Set

1

Select Swing Set Frame Type and Bay Count

Single Post, Arch, Bi-Pod, or Tri-Pod

2

Select Seat Type

Belt, Bucket, Adaptive, or Tire

3

Select Hardware and Chain Type

Galvanized or Plastisol Coated

4

Select Swing Frame and Seat Belt Colors



A

A. Single Post Swing Frame

A space saving design constructed from 5" steel tubing and powder coated in your choice of color. Features an 8' height.

Bays	Item Number	Use Zone	MSRP
1	EFR0051XX	24' x 32'	\$1,139
2	EFR0052XX	36' x 32'	\$2,033
3	EFR0053XX	47' x 32'	\$3,011
4	EFR0054XX	59' x 32'	\$3,986
Add-A-Bay	EFR0083XX	Add 11' x 32'	\$979

B. Single Post Swing Frame with Shade

Our popular Single Post Swing Frame with a shade upgrade.

Bays	Item Number	Use Zone	MSRP
1	TFR09035XX	24' x 32'	\$3,541
2	TFR08980XX	36' x 32'	\$5,010
3	TFR09051XX	47' x 32'	\$6,553
4	TFR09054XX	58' x 32'	\$8,094

C. Arch Swing Frame

The 3.5" and 5" Arch Swing Frames are constructed of the same high quality steel used in our play structures. The entire frame is powder coated to match your playground. Features an 8' height.

	Bays	Item Number	Use Zone	MSRP
3.5"	1	90015201XX	24' x 32'	\$1,525
	2	90015202XX	36' x 32'	\$2,352
	3	90015203XX	48' x 32'	\$3,178
	4	90015204XX	58' x 32'	\$4,003
	Add-A-Bay	90915200XX	Add 11' x 32'	\$831
5"	1	90015501XX	24' x 32'	\$2,237
	2	90015502XX	36' x 32'	\$3,663
	3	90015503XX	48' x 32'	\$5,090
	4	90015504XX	58' x 32'	\$6,514
	Add-A-Bay	90915500XX	Add 11' x 32'	\$1,430



B



C

5" Arch Swing Frame



D

D. Arch Tire Swing Frame

A fun tire swing design constructed from 5" steel tubing and powder coated in your choice of color. Features an 8' height.

Bays	Item Number	Use Zone	MSRP
1	90015991XX	22' x 28'	\$2,360
2	90015992XX	22' x 44'	\$3,901
3	90015993XX	22' x 59'	\$5,443
4	90015994XX	22' x 74'	\$6,985
Add-A-Bay	90945900XX	Add 11' x 32'	\$1,547



E

E. Bi-Pod Swing Frame

A traditional design constructed from 2 3/8" galvanized steel tubing and cast aluminum junctions. Features an 8' height. Want a powder coated frame? Use "Swing PC Charge" per bay when ordering.

Bays	Item Number	Use Zone	MSRP
1	90015401XX	25' x 32'	\$720
2	90015402XX	36' x 32'	\$1,229
3	90015403XX	47' x 32'	\$1,741
4	90015404XX	58' x 32'	\$2,250
Add-A-Bay	90915400XX	Add 11' x 32'	\$565



F

F. Tri-Pod Swing Frame

A traditional design constructed from 2 3/8" galvanized steel tubing and cast aluminum junctions. Features an 8' or 10' height. Want a powder coated frame? Use "Swing PC Charge" per bay when ordering.

	Bays	Item Number	Use Zone	MSRP
8'	1	90015301XX	33' x 32'	\$862
	2	90015302XX	45' x 32'	\$1,408
	3	90015303XX	56' x 32'	\$1,973
	4	90015304XX	67' x 32'	\$2,535
	Add-A-Bay	90015300XX	33' x 32'	\$569
10'	1	90015311XX	36' x 40'	\$965
	2	90015312XX	47' x 40'	\$1,501
	3	90015313XX	58' x 40'	\$2,101
	4	90015314XX	69' x 40'	\$2,709
	Add-A-Bay	90015391XX	Add 11' x 32'	\$609



G

G. NEW! T-Swing with Shade

An industry exclusive, our new T-Swing is the perfect shaded swing for children aged 2 to 5. Pair this swing with full or half bucket seats. Also available without a shade.

Description	Item Number	Use Zone	MSRP
With Shade	52020	22' x 23'	\$4,180
Without Shade	52019	22' x 23'	Ask your sales rep!



A



B



C



D

Swings, Swing Seats, and Hardware

Our traditional belt and bucket seats are sold in sets of two and include two seats and all necessary chains and hardware. Order one item number per bay ordered.

A. Arch Swing Frame with Team Seat

The new 3.5" Arch Swing Frame with Team Seat allows children to swing together while experiencing the thrills of speed. Features an 8' height.

Description	Item Number	MSRP
Swing Frame with Green Seat	PLD0002GRXX	\$5,280
Swing Frame with Orange Seat	PLD0002ORXX	\$5,280

B. Belt Seats

Our molded 6" x 24" Belt Seats feature galvanized triangle hardware and high carbon steel spring inserts to resist vandalism. Available in red, yellow, green, blue, black, and tan.

Description	Item Number	MSRP
Seat w/ 8' Galvanized Chain	90015108XX	\$150
Seat w/ 10' Galvanized Chain	90015110XX	\$163
Seat w/ 8' Plastisol Chain	90015208XX	\$272
Seat w/ 10' Plastisol Chain	90015210XX	\$324

Replacement Belt Seats

Description	Item Number	MSRP
Belt Replacement Seat	S-02	\$30
Half Bucket Replacement Seat	S-24	\$55
Full Bucket Replacement Seat	S-25	\$81

C. Bucket Seats

Our unique high back Bucket Seats feature full stainless steel inserts. Available as Full Bucket Seats (6 months–2 years) with 54" chain or Half Bucket Seats (2–5 years) with 58" chain in red, yellow, green, blue, or black. Half Bucket Seat chain also available.

	Description	Item Number	MSRP
Full	8' Plastisol Chain Set	90015230XX	\$379
	8' Galvanized Chain Set	90015130XX	\$276
Half	8' Plastisol Chain Set	90015220XX	\$315
	8' Galvanized Chain Set	90015120XX	\$203
	Half Bucket Seat Chain	S-11	\$4.41

D. Tire Swing Seats

Each Tire Swing set includes one tire and all chain and hardware. Order one item number per bay. Roto-molded option available in any of our plastic colors.

Description	Item Number	MSRP
Black w/ Galvanized Chain	90015804XX	\$260
Black w/ Plastisol Coated Chain	90015803XX	\$424
Roto-molded w/ Galvanized Chain	90015802XX	\$235
Roto-molded w/ Plastisol Coated Chain	90015801XX	\$351



E



F



G



H

E. Adaptive Swing Seat

Our ADA compliant Adaptive Swing Seats are designed for children aged 2-5 and 5-12 with disabilities. One or two seats can fit per bay and an optional 5-point harness is available.

	Description	Item Number	MSRP
5-12	Harness	ADP-02	\$106
	Seat	ADP-03	\$451
	Chain Set	ADP-04	\$67
	Seat w/ Chain and Harness	ADP-05	\$697
	Harness	ADP-22	\$106
2-5	Seat	ADP-23	\$241
	Chain Set	ADP-24	\$67
	Seat w/ Chain and Harness	ADP-25XX	\$387

F. Replacement Chains

Description	Item Number	MSRP
4/0 Heavy Duty Galv. Chain (per in.)	H-40	\$0.16
68" Plastisol Coated Chain (per pr.)	90015668XX	\$94
91" Plastisol Coated Chain (per pr.)	90015685XX	\$109
54" Plastisol Coated Chain (per pr.)	90015748XX	\$74
58" Plastisol Coated Chain (per pr.)	90015752XX	\$83

G. Ductile Iron Swing Hangers

These high quality Ductile Iron Swing Hangers have a steel bolt that suspends a tough bronze bushing.

Description	Item Number	MSRP
2 ³ / ₈ " Top Bar	SH-09	\$18
3 ¹ / ₂ " Top Bar	SH-10	\$27
2 ³ / ₈ " Top Bar with Clevis	SH-23	\$19
3 ¹ / ₂ " Top Bar with Clevis	SH-24	\$25

H. Stamped Steel Swing Hangers

These high quality Stamped Steel Swing Hangers have a steel pivot bolt that suspends a tough bronze bushing.

Description	Item Number	MSRP
2 ³ / ₈ " Top Bar	SH-35	\$15
3 ¹ / ₂ " Top Bar	SH-36	\$19
4 ¹ / ₂ " Top Bar	SH-37	\$21
5" Top Bar	SH-38	\$21



A

Swing Hardware & Accessories

Keep your swings swinging! Don't let old worn out swing hangers or s-hooks slow down the fun. We make replacing your swing hardware easy with our selection below.

A. Stainless Steel Clevis Connectors

Alternate to s-hooks, galvanized tamper-resistant clevis connectors are available as single or double clevises.

Description	Item Number	MSRP
Single Clevis	SH-40	\$5
Clevis Key	SH-41	\$3
Double Clevis	SH-42	\$5



B

B. Replacement Pendulums

Our replacement pendulums include a bronze bushing and fit both ductile iron and stamped steel hangers.

Description	Item Number	MSRP
Replacement Pendulum 1	RP-01	\$7
Replacement Clevis Pendulum 2	RP-02	\$7



C

C. S-Hooks

Our commercial grade, 3/8" diameter s-hooks are offered in three options: galvanized large loop, zinc plated, or zinc plated large loop.

Description	Item Number	MSRP
Galvanized Large Loop S-hook	H-14	\$1.10
Zinc Plated S-hook	H-04	\$1.10
Zinc Plated Large Loop S-hook	H-24	\$1.10

D. Beveled Swing Mat \$110

Add protection below each swing with our 40" x 40" x 1 1/2" Beveled Swing Mat. Swing mats are great for areas where in-fill surfacing is used to minimize displacement of surfacing.


Model: WM-05



D



A




B

Roto-Molded Climbers

Boost your current playground with a freestanding climber and challenge growing children. Your choice of roto-molded plastic and powder coat colors.



C



D

A. Bubble Storm Climber \$3,460

Use Zone: 22' x 22'

Model: AFR0158XX

B. 8-Section Bubble Wall Circle \$6,208

Use Zone: 26' x 26'

Model: EFR0070XX

C. 4-Section Bubble Wall \$3,162

Use Zone: 14' x 30'

5" Post Model: EFR0068XX

D. Half Bubble Wall \$2,989

Use Zone: 14' x 30'

3.5" Post Model: AFR0090XX

E. Chain Link Circle \$4,531

Use Zone: 24' x 24'

Model: TFR08828XX

F. All-Out Chain Link Wall \$4,531

Use Zone: 24' x 24'

Model: TFR08826XX

G. 3-Section Chain Link Wall \$2,526

Use Zone: 14' x 30'

Model: TFR08456XX

Also Available:

2-Section Chain Link Wall \$1,386


Use Zone: 24' x 14'

Model: TFR0554XX

H. Kiddie Kave \$3,460

Use Zone: 20 ½' x 20 ½'

Model: AFR0036XX




E




F




G



H



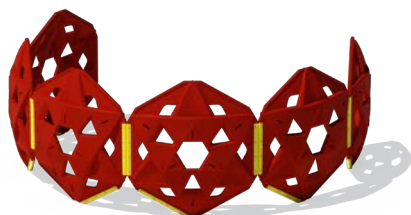
A




B

Roto-Molded Matrix Climbers

Add a challenging climbing experience to your play area with our economical Matrix Climbers. Matrix Climbers help children develop balance, gross motor skills, and decision-making skills.



C



D

A. Mole Hill \$6,593
Model: 87000010XX
Use Zone: 26' x 26'

B. Mini Arch \$1,491
Model: 87000011XX
Use Zone: 20' x 17'

C. C Hedge \$3,303
Model: 87000012XX
Use Zone: 27' x 27'

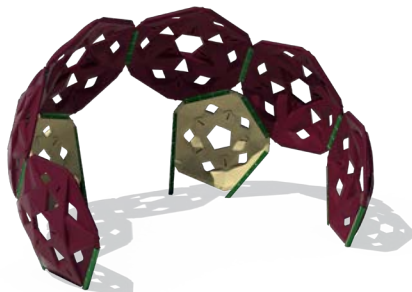
D. Mound \$9,885
Model: 87000016XX
Use Zone: 27' x 27'

E. C Bridge \$4,490
Model: 87000032XX
Use Zone: 26' x 24'

F. Half Arch \$2,726
Model: 87000014XX
Use Zone: 26' x 20'

G. Tri-Pent \$1,381
Model: 87000023XX
Use Zone: 21' x 21'


H. Half Dome \$6,367
Model: 87000024XX
Use Zone: 27' x 20'




E




F




G



H




A




B

Roto-Molded Matrix Climbers

Add a challenging climbing experience to your play area with our economical Matrix Climbers. Matrix Climbers help children develop balance, gross motor skills, and decision-making skills.



C



D

A. Mini Half Dome \$2,557

Model: 87000026XX

Use Zone: 20' x 18'

B. Criss Cross \$2,578

Model: 87000034XX

Use Zone: 25' x 16'

C. Ring \$5,299

Model: 87000018XX

Use Zone: 27' x 27'

D. C Bridge II \$3,432

Model: 87000038XX

Use Zone: 27' x 21'

E. Mountain \$12,894

Model: 87000021XX

Use Zone: 27' x 17'

F. Tri-Hex \$1,381


Model: 87000022XX

Use Zone: 18' x 15'


G. Hump \$3,395

Model: 87000020XX


Use Zone: 24' x 24'



E



F



G



A



B



C



D



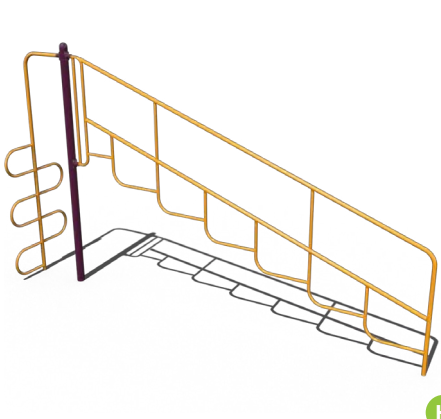
E



F



G



H

Traditional Climbers

Traditional climbers offer a big bang for your buck by accommodating many children in a small area.

A. Chain Climbing Wall \$1,372

Made from high-strength chain and rungs
Use Zone: 20' x 12'

3.5" Model: 90007103XX

5" Model: 90007003XX

B. Camel Back Kids Climber \$1,988

Use Zone: 27' x 15'

Model: 90007112XX

C. Zany Zipper Arch Climber \$1,132

Use Zone: 28' x 14'

Model: 90007113XX

D. Lateral Rock Wall \$3,949

Made from low maintenance, recycled lumber

Use Zone: 21' x 13'

Model: 85134

E. Fire Station Climber \$2,479

Use Zone: 26' x 26'

Model: TFR05580XX

F. Single Hump Camel Jr. Climber \$764

Use Zone: 17' x 14'

Model: TFR16985XX

G. Single Hump Camel Climber \$964

Use Zone: 17' x 14'

Model: TFR16968XX

H. Mountain Climber From \$1,241

Available as single or double

Single \$1,241

Model: TFR15831XX

Use Zone: 16' x 6'

Double \$2,731

Model: TFR14201XX

Use Zone: 37' x 20'

Single Mountain Climber pictured.



Panel Climbers

Unique hand and foot holds give just the right amount of challenge for a climb to the top on these Panel Climbers! Climbers are made from $\frac{3}{4}$ " HDPE panels and are available with 3.5" or 5" posts.

A. Single Panel Climber

3.5" Post Model: AFR0056XX, \$988

5" Post Model: EFR0026XX, \$1,701

Use Zone: 16' x 13'

Height: 10'

Cannot be surface mounted.

B. Double Panel Climber

3.5" Post Model: AFR0058XX, \$1,760

5" Post Model: EFR0028XX, \$2,955

Use Zone: 18' x 16'

Height: 10'

Cannot be surface mounted.

C. Triple Panel Climber


3.5" Post Model: AFR0060XX, \$2,533

5" Post Model: EFR0030XX, \$4,242

Use Zone: 22' x 16'

Height: 10'

Cannot be surface mounted.



D. Junior Single Panel Climber

3.5" Post Model: AFR0068XX, \$498

5" Post Model: EFR0038XX, \$850

Use Zone: 16' x 13'

Height: 4'

E. Junior Double Panel Climber

3.5" Post Model: AFR0070XX, \$884

5" Post Model: EFR0040XX, \$1,229

Use Zone: 18' x 16'

Height: 4'



F. Junior Triple Panel Climber

3.5" Post Model: AFR0072XX, \$1,269

5" Post Model: EFR0042XX, \$2,121

Use Zone: 22' x 16'

Height: 4'



A



B

Net Climbers Powered by INCORD play

Our net climbers, powered by InCord Play, are constructed from Netform™, a six-strand steel core rope. Children aged 5-12 will enjoy these challenging climbing structures. Netting is available only in black. The center post color is subject to change. Ask your sales representative about the current color selection.

A. **NEW!** Bird's Nest Tree \$27,320

Use Zone: 24' x 24'

Fall Height: 7'

Model: BSN-0008XX

B. **NEW!** Bird's Nest Mini Tree House \$6,584

Designed for children aged 2-5!

Use Zone: 21' x 21'

Fall Height: 4'

Model: BSN-0007XX

C. **NEW!** Catwalk Adventure Bridge \$4,083

Use Zone: 22' x 16'

Fall Height: 4'

Model: BSN-0014XX

D. **NEW!** Pirate Tower I \$21,752

Use Zone: 28' x 28'

Fall Height: 5'

Model: BSN-0012XX

E. **NEW!** Pirate Tower II \$23,856

Use Zone: 24' x 20'

Fall Height: 8'

Model: BSN-0013XX

F. **NEW!** Spider Pyramid 4-4 \$17,831

Use Zone: 39' x 39'

Fall Height: 3'

Model: BSN-0001XX

G. **NEW!** Spider Pyramid 6-4 \$22,673

Use Zone: 53' x 53'

Fall Height: 6'

Model: BSN-0002XX

H. **NEW!** Spider Pyramid 6-6 \$31,760

Use Zone: 50' x 50'

Fall Height: 6'

Model: BSN-0003XX



C



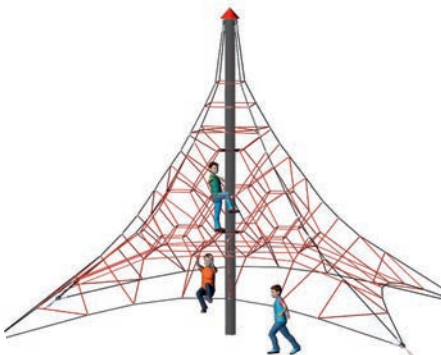
D




E



F




G



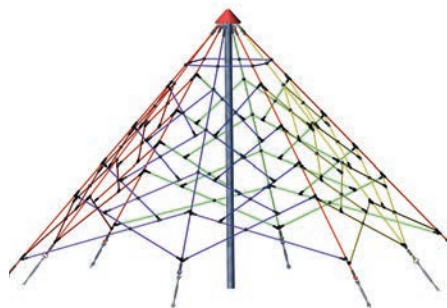
H

Net Climbers and Boulder Climbers

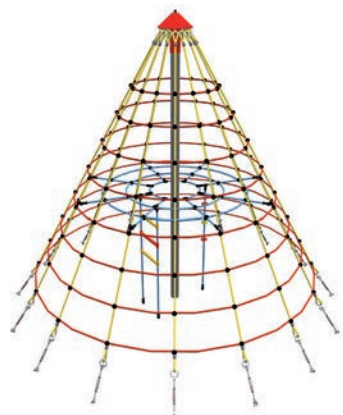
Our climbing boulders, designed for children aged 2-12 and 5-12, look and feel like real boulders. Available in slate gray, these nature-inspired climbers have organic pigments throughout their surface, ensuring the boulder will never need to be touched up if scratched or chipped.



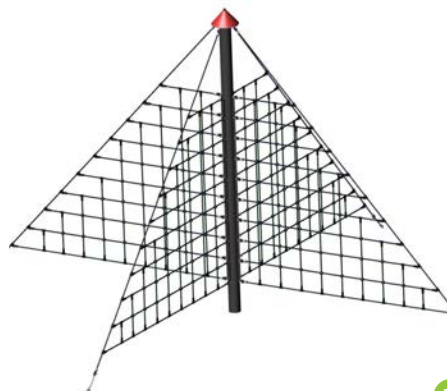
A



B



C



D



E



F



G



H

A. **NEW!** Spider Pyramid 8-6 \$37,605

Use Zone: 58' x 58'

Fall Height: 6'

Model: BSN-0004XX

B. **NEW!** Super Climber I \$11,921

Use Zone: 38' x 38'

Fall Height: 10'

Model: BSN-0010XX

C. **NEW!** Super Climber II \$13,463

Use Zone: 25' x 25'

Fall Height: 7'

Model: BSN-0011XX

D. **NEW!** X-Pyramid I \$8,145

Use Zone: 23 ½' x 23 ½'

Fall Height: 5'

Model: BSN-0005XX

E. **NEW!** Small Climbing

Boulder \$3,988

Model: 49080

F. **NEW!** Medium Climbing

Boulder \$5,982

Model: 49081

G. **NEW!** Large Climbing

Boulder \$7,476

Model: 49082


H. **NEW!** Extra Large Climbing

Boulder \$17,531

Model: 49083



A



B



C



D



E



F

Overhead Ladders

Our overhead ladders, which help build upper body strength and improve hand-eye coordination, are available in four different configurations unless noted. Choose between straight, zig-zag, 90°, and wavy by following the guide below.

A. Straight Tri-Rung \$2,869

Use Zone: 16' x 21'

Model: AFR0110XX

B. Zig-Zag Tri-Rung \$2,944

Use Zone: 16' x 21'

Model: EFR0080XX

C. Loop Rung \$2,904

Use Zone: 16' x 21'

Model: AFR0104XX

D. Wavy Deep Rung \$3,016

Use Zone: 16' x 21'

Model: TFR01339XX

E. 90° Tri-Rung \$2,868

Use Zone: 21' x 21'

Model: AFR0112XX

F. 90° Loop Rung \$2,990

Use Zone: 21' x 21'

Model: AFR0106XX

Overhead Ladder Configurations

1

Straight

Available in 3.5" or 5" Posts, Actual Size is 4' x 9'



2

Zig-Zag

Available in 3.5" or 5" Posts, Actual Size is 4' x 9'



3

90°

Available in 3.5" or 5" Posts, Actual Size is 4' x 9'

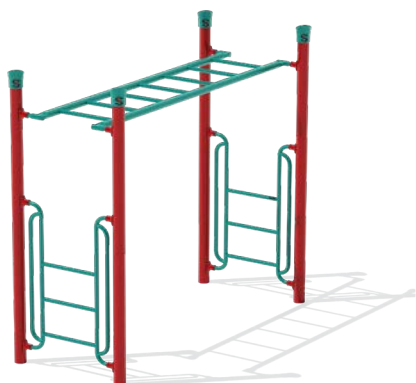


4

Wavy

Available in 3.5" or 5" Posts, Actual Size is 9' x 9'





A



B



C



D



E



F



G



H

Overhead Ladders

Our overhead ladders, which help build upper body strength and improve hand-eye coordination, are available in four different configurations unless noted. Choose between straight, zig-zag, 90°, and wavy by following the guide to the left.

A. Straight Rung \$2,175

Use Zone: 16' x 21'

Model: AFR0108XX

B. Wavy Straight Rung \$2,813

Use Zone: 16' x 21'

Model: AFR0114XX

C. Zig-Zag Straight Rung \$2,810

Use Zone: 16' x 21'

Model: EFR0078XX

D. Arched Straight Rung \$2,794

Use Zone: 16' x 21'

Model: AFR0092XX

E. Trapeze Ring \$2,921

Use Zone: 16' x 21'

Model: AFR0098XX

F. Double Trapeze Ring \$3,096

Use Zone: 16' x 21'

Model: AFR0100XX

G. Three Wheel Swinger \$2,147

Use Zone: 16' x 21'

Model: AFR0116XX

H. Single Parallel Bar \$2,354

Use Zone: 16' x 21'

Model: AFR0094XX

Available only in straight configuration.

Overhead Ladders

Our overhead ladders, which help build upper body strength and improve hand-eye coordination, are available in four different configurations unless noted. Choose between straight, zig-zag, 90°, and wavy by following the guide on page 112.



A



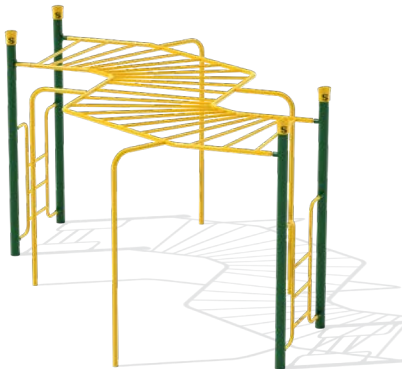
B

A. Double Parallel Bar \$2,680

Use Zone: 16' x 21'

Model: AFR0096XX

Available only in straight configuration.



C



D

B. 10' Track Glide \$2,941

Use Zone: 26' x 26'

3.5" Post Model: AFR0118XX

5" Post Model: EFR0076XX

Available only in straight configuration.

C. Offset Straight Rung \$3,788

Use Zone: 21' x 21'

Model: AFR0167XX

D. 90° Trapeze Ring \$3,006

Use Zone: 21' x 21'

Model: AFR0102XX

E. Over Under \$3,123


Use Zone: 21' x 18'

Model: AFR0165XX

Available only in shown configuration.



E



F

F. 360° Orbital Ladder \$3,711

Use Zone: 23' x 21'

Model: EFR0072XX

Available only in straight configuration.

G. ADA Horizontal Ladder \$1,186

Use Zone: 23' x 16'

Model: TFR16928XX

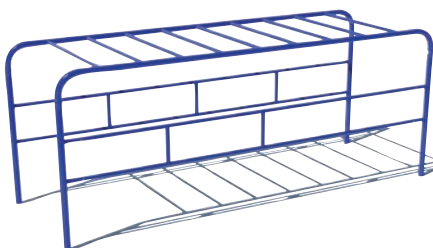
Available only in straight configuration.

H. Junior Horizontal Ladder \$1,004

Use Zone: 24' x 15'

Model: 90009000XX

Available only in straight configuration.



G



H



A



B



C



D



E



F

Slides

Slides provide an exhilarating experience and are often the excitement that encourage children to climb. The variety of slides we offer give children of all ages appropriate sliding options. Ask your SRP Certified Partner about our freestanding Tri-Chute slide!

A. Triple Rail Slide

Available in 3' to 5' heights

Deck Height	Item Number	Use Zone	MSRP
3'	AFR0138XX	17' x 23'	\$3,811
4'	AFR0139XX	17' x 27'	\$5,318
5'	AFR0140XX	17' x 28'	\$7,070

B. Wave Slide

Available in 4' to 6' heights

Deck Height	Item Number	Use Zone	MSRP
4'	AFR0130XX	16' x 27'	\$3,639
5'	AFR0131XX	15' x 27'	\$3,812
6'	AFR0132XX	15' x 30'	\$4,129

C. 90° Curve Slide

Available in 3' and 4' heights

Deck Height	Item Number	Use Zone	MSRP
3'	AFR0136XX	17' x 23'	\$3,971
4'	AFR0137XX	21' x 25'	\$3,971

D. Double Wall Slide

Available in 3' to 5' heights

Deck Height	Item Number	Use Zone	MSRP
3'	AFR0133XX	16' x 25'	\$3,535
4'	AFR0134XX	15' x 27'	\$3,651
5'	AFR0135XX	15' x 29'	\$3,812

E. Double Wide Slide

Available in a 3' height

Deck Height	Item Number	Use Zone	MSRP
3'	AFR0141XX	17' x 24'	\$3,812

F. Open Spiral Slide

Available in a 6' height

Deck Height	Item Number	Use Zone	MSRP
6'	AFR0163XX	18' x 25'	\$6,113



A



B



C



D



E



F

Motion Play: Stainless Steel Series Powered by **Playdale** Playgrounds

The Stainless Steel Series Powered by Playdale Playgrounds provides children of all abilities with exciting play activities! The high quality stainless steel material is built to last. All stainless steel products have an 8 week lead time.

A. Rota Bounce \$6,231

Use Zone: 23' x 23'

Ages: 5-12

Model: PLD0003XX

B. Gravity Bowl \$2,468

Use Zone: 17' x 17'

Ages: 2-12

Model: PLD0005XX

C. Spinner \$2,657

Use Zone: 14' x 14'

Ages: 2-12

Model: PLD0004XX

D. Rota Glide \$6,319

Use Zone: 27' x 27'

Ages: 10-12

Model: PLD0006XX

E. Air Glider \$13,726

Use Zone: 23' x 23'

Ages: 10-12

Model: PLD0008XX

F. Aero Whirl \$2,309

Use Zone: 23' x 23'

Ages: 10-12

Model: PLD0007XX



Inclusive Orbit



G. The Orbit \$8,311
 Use Zone: 18' x 18'
 Ages: 2-12
 Model: PLD0009XX



H. Inclusive Orbit \$9,488
 Use Zone: 20' x 20'
 Ages: 2-12
 Model: PLD0010XX



I. Rota Rock \$5,074
 Use Zone: 18' x 18'
 Ages: 5-12
 Model: PLD0011XX



A



B

Motion Play: Spring Riders

Spring riders are a valuable addition to play when grouped in pairs or triplets to encourage social play. The spring riders on this page are constructed of high density polyethylene (HDPE).

A. Fire Truck Rider \$2,054

Use Zone: 17' x 17'

Model: TFS0022XX

B. Police Motorcycle Rider \$2,054

Use Zone: 17' x 17'

Model: TFS0014XX

C. EMS Rider \$2,054

Use Zone: 17' x 17'

Model: TFS0015XX

D. Motorcycle Rider

Use Zone: 17' x 17'

1 Seat: Model TFS0025XX, \$1,609

2 Seats: Model TFS0023XX, \$1,869

E. Fire Truck Rider

Use Zone: 17' x 17'

1 Seat: Model 90018307XX, \$1,154

2 Seats: Model 90018317XX, \$1,315

F. Shuttle Rider \$1,315

Use Zone: 17' x 17'

Model: 90018315XX

G. Jet Rider \$1,315

Use Zone: 17' x 17'

Model: 90018316XX

H. Tanker Truck Rider \$7,507

Use Zone: 26' x 26'

Model: TFR0551XX



C



D



E



F



G



H



A




B

Motion Play: Spring Riders and Rockers

Spring riders and rockers are a valuable addition to play when grouped in pairs or triplets to encourage social play. The spring riders on this page are constructed of high density polyethylene (HDPE), steel, or roto-molded plastic.




C



D



E



F



G



H

A. Bear Rider \$1,615
Use Zone: 17' x 17'
Model: TFS0020XX

B. NEW! Lion Rider \$1,615
Use Zone: 17' x 17'
Model: TFS0028XX

C. NEW! Horse Rider \$1,615
Use Zone: 17' x 17'
Model: TFS0026XX

D. NEW! Pig Rider \$1,615
Use Zone: 17' x 17'
Model: TFS0027XX

E. NEW! Trout Rider \$1,615
Use Zone: 17' x 17'
Model: TFS0029XX

F. Airplane Rocker \$1,154
Use Zone: 17' x 17'
Model: TFR0553XX

G. Freddie the Frog Rider \$624
Made from roto-molded plastic
Use Zone: 17' x 17'
Model: 90018202XX
Available only in green or spring green.

H. Wally the Whale Rider \$624
Made from roto-molded plastic
Use Zone: 17' x 17'
Model: 90018201XX
Available only in blue or teal.



A



B



C



D



E



F



G

Motion Play: Spinners and Rockers

A. Hurricane Spinner \$2,350

Use Zone: 18'

Model: TFR16610XX

B. Tea Cup Spinner \$1,658

Use Zone: 16' 4"

Model: TFR17548XX

C. Spin-About

Available in various designs

Use Zone: 14' x 14'

Original: Model TFR08714XX, \$1,104

Baseball: Model TFR16588XX, \$1,241

Football: Model TFR16596XX, \$1,241

Soccer Ball: Model TFR16594XX, \$1,241

Volleyball: Model TFR16590XX, \$1,241

D. Surf Rider \$979

Use Zone: 14' x 17'

Model: 90018002XX

E. Classic Teeter II \$893

Use Zone: 22' x 13'

Features heavy-duty elevated galvanized powder coated frame with aluminum seats and tires

Model: 90017009XX

F. 2-Seat Retro Rocker \$872

Use Zone: 13' x 17'

Features galvanized steel spring rocker with two aluminum seats

Model: 90018204XX

G. 4-Seat See-Saw \$3,175

Use Zone: 21' x 14'

Model: TFR04666XX

*Available in up to three colors.
Post only available in black.*



A



B



C



D



E



F

Musical Play

All children enjoy exploring the sounds of music. Musical play encourages children to both hear and make music, while promoting listening, language, math, and science skills.

A. Single Post Bongos

Portable Instrument: 77136, \$1,510
In-Ground Instrument: 77136-IG, \$1,154

B. Lady Bug Drum

\$2,484
Portable Instrument: 77149

C. Glockenspiel

Table Top Instrument: 77131-P, \$755
Portable Instrument: 77131, \$887
In-Ground Instrument: 77131-IG, \$922

D. Upright Piano

Portable Instrument: 77133, \$1,544
In-Ground Instrument: 77133-IG, \$1,866

E. Sound Wave

\$2,232
Model: 77135
In-Ground Kit (77135-IG) also available at \$234.

F. Mini Sound Wave

\$1,946
Model: 77126
In-Ground Kit (77126-IG) also available at \$234.





A



C



E



B



D



F

Musical Play

All children enjoy exploring the sounds of music. Musical play encourages children to both hear and make music, while promoting listening, language, math, and science skills.

A. Cavatina

Metallophone
C Major, Diatonic

In-ground Mount \$2,728
Model: BSM-0004XX

Wall Mount \$2,602
Model: BSM-0005XX

B. Babel Drum

Stainless steel tongue drum

Small Babel Drum \$1,914
C Major, Pentatonic
Model: BSM-0002XX

Large Babel Drum \$2,409
G Major, Pentatonic
Model: BSM-0001XX

C. Bell Lyre

Stainless steel bells
Model: BSM-0003XX

D. Capella

Resonated xylophone
Diatonic
Model: BSM-0006XX

E. Congas Trio (Set of 3)

Single headed drums
C Major, Pentatonic
Model: BSM-0013XX

Also available individually

F. Duo

Pentatonic

In-ground Mount \$4,032
Model: BSM-0014XX

Wall Mount \$3,839
Model: BSM-0015XX



A



B

Ask us
about our
music books!

Musical Play

All children enjoy exploring the sounds of music. Musical play encourages children to both hear and make music, while promoting listening, language, math, and science skills.

A. Emperor Chimes

Set of 3 \$3,069
C-Major, C, E, and G
Model: BSM-0016XX

Set of 6 \$5,764
C-Major, Pentatonic Octave
Model: BSM-0017XX

B. Freechimes From \$1,062

Diatonic aluminum chimes
Available in Alto, Soprano, or Symphony
Available as surface or wall mount

C. Tembos \$7,607

Aerophone
C Major, Pentatonic
Model: BSM-0028XX

D. Handpipes \$2,409

Aerophone
C Major, Diatonic
Model: BSM-0024XX

E. Marimba

C Major, Diatonic

In-ground Mount \$3,647
Model: BSM-0025XX


Wall Mount \$1,914
Model: BSM-0026XX

F. Mirror Chimes \$1,914

Polished stainless steel that reflects light
C Major, Pentatonic
Model: BSM-0027XX

G. Tutti \$7,304

Key of C
Model: BSM-0029XX



C



D



E



F



G



A



B




C



D



E



F



G



H

Dramatic Playhouses

Dramatic play options provide a sense of the magical world of childhood where children become the players in dramas as bold as life.

A. Polytone Playhouse \$3,668

Approximate Size: 5' x 5' x 6 ½'

Model: 47203

Sink sold separately.

B. Beach House \$5,078

Approximate Size: 8 ¼' x 6' x 7'

Model: 60206

C. Brick Cottage \$4,039

Approximate Size: 4 ½' x 4 ½' x 7 ½'

Model: 47209

D. Stone Cottage \$3,668

Approximate Size: 4 ½' x 4 ½' x 7 ½'

Model: 47207

E. Pioneer Playhouse \$4,594

Approximate Size: 6' x 6' x 7'

Model: 47103TT

F. Sand Chalet \$7,089

Approximate Size: 5' x 6 ¾' x 5 ½'

Model: 60207

G. Cottage \$5,197

Approximate Size: 3.25' x 6.25' x 4.75'

Model: TFR0560XX

H. Barn Playhouse \$4,571

Approximate Size: 6' x 6' x 7'

Model: 47220



A



B

Dramatic Playhouses, Façades, and Vehicles

Dramatic play options provide a sense of the magical world of childhood where children become the players in dramas as bold as life.



C



D

A. RTown® School House \$5,791
Approximate Size: 4' x 6' x 8 ½"
Model: 47504

B. RTown® Church \$3,898
Approximate Size: 4' x 6' x 8 ½"
Model: 47510

C. RTown® Cottage \$3,898
Approximate Size: 4' x 6' x 8 ½"
Model: 47508

D. Deluxe Gas Station Façade \$3,848
Model: PS3-26835

Also Available:
Standard Gas Station Façade \$1,153
Model: 90000004XX

E. Off-Road Truck \$7,812
Approximate Size: 4 ¼' x 9 ½' x 4 ½'
Model: 49222

F. RTown® Helicopter \$17,478
Approximate Size: 5 ½' x 19 ½' x 9 ¾'
Hexagon Umbrella Size: 12 ¼'
Model: 47503

G. NEW! Lunar Rover \$10,376
Model: TFR0578XX

H. RTown® School Bus \$8,806
Approximate Size: 3 ½' x 9 ¾' x 4 ¼'
Model: 47501



E



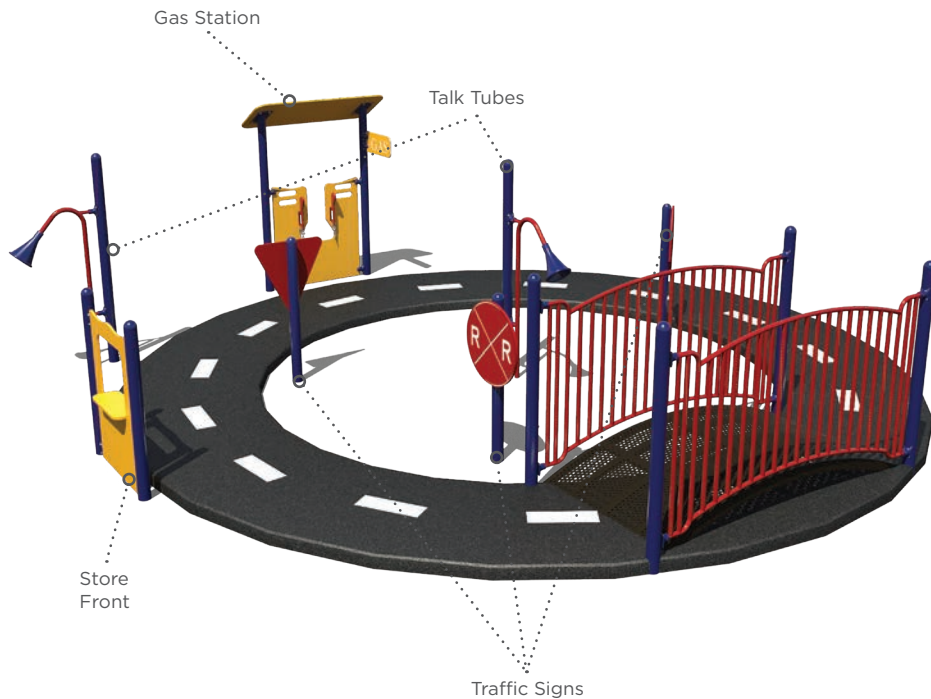
F



G



H



Trike Track, Trike Track Accessories, and Dramatic Play Accessories

Our Trike Track and accessories help to build imagination in your play environment. Pair your Trike Track with one of our many playhouses for added fun.

A. Trike Track \$4,026

Model: PS3-28227

Includes: Freestanding Gas Station, Freestanding Store Front, a pair of Talk Tubes, and your choice of three Traffic Signs.

A

Rubber track and Ground Level Arch Bridge not included.



B



C

B. Ground Level Arch Bridge \$3,674

Model: AFR0008XX

C. Talk Tube

3.5" Post: Model TFR04700XX, \$436

5" Post: Model TFR04699XX, \$499

D. Railroad Crossing Sign \$271

Model: TFR12150XX

Size: 24" x 24"

E. Traffic Light Sign \$271

Model: TFR16072XX

Size: 10" x 32"

F. Stop Sign \$271

Model: TFR08297XX

Size: 24" x 24"

G. Yield Sign \$271

Item #: TFR09022XX

Size: 24¼" x 24¼"

H. No Parking Sign \$271

Model: TFR12151XX

Size: 20" x 24"





A



B

Creative, Sand, and Water Play, and Playground Accessories

Our creative arts and sand and water play products provide curriculum supports for a workable outdoor classroom.

A. Café Table \$181

Model: TFR15931XX

24" Diameter x 24" Height

Pair with our Single Step

Lily Pad for Seats

B. Fun Table \$796

Model: 90000006XX

C. Portable Picnic Table \$1,050

Easily pack and unpack this table

Model: TFR0557XX

Also Available:

Portable Picnic Table Jr. \$702

Model: TFR0558XX

D. Paint Station \$1,016

Model: 90000005XX

ADA accessible, polycarbonate paint surface is unbreakable and washes off easily, fits reusable cups

E. Sand Digger \$995

Standard Digger: Model 90017110

ADA Digger: Model 90017111

Sand Digger design subject to change.

F. Whale Sand and Water Table \$1,723

Model: 90000007XX

Cover also available (90000009XX) at \$373.

G. Age Safety Signs \$311

Size: 23 1/2" x 15 1/2"

Ages 2-5 Model: TFR19771XX

Ages 2-12 Model: TFR19772XX

Ages 5-12 Model: TFR19773XX



C



D



E



F



G




A



B



C



D



E



F

Fitness Equipment

Experience a new level of fitness with our line of outdoor fitness equipment. Designed for all fitness levels, this equipment is a great addition to playground areas, ball fields, and even a business park to support healthy habits.

A. Balance Beam \$622

Weight: 105 lbs.

Model: 60019408XX

Add-On Instructional Sign

Model: 60019458XX

B. Horizontal Ladder \$1,713

Weight: 390 lbs.

Model: 60019409XX

Add-On Instructional Sign

Sign: 60019459XX

C. Vertical Ladder \$712

Weight: 150 lbs.

Model: 60019402XX

Add-On Instructional Sign

Model: 60019452XX

D. Sit-Up Bench \$1,407

Weight: 100 lbs.

Model: AFT13972XX

Add-On Instructional Sign

Model: 60019457XX

In-Ground Kit Required: FIT14050XX

E. Beam Run \$629

Weight: 325 lbs.

Model: 60019405XX

Add-On Instructional Sign

Model: 60019455XX

F. Stretching Post \$693

Weight: 80 lbs.

Model: 60019404XX

Add-On Instructional Sign

Model: 60019454XX



A




B



C



D



E



F

Fitness Equipment

A. Spring Up Bars \$739

Weight: 140 lbs.

Model: 60019410XX

Add-On Instructional Sign

Model: 60019460XX

B. Jump Touch Beam \$746

Weight: 185 lbs.

Model: 60019406XX

Add-On Instructional Sign

Model: 60019456XX

C. Pull Up and Chin Up Bar \$872

Weight: 215 lbs.

Model: 60019403XX

Add-On Instructional Sign

Model: 60019453XX

D. Pull-Up and Dip Station \$1,768

Weight: 155 lbs.

Model: AFT14031XX

Add-On Instructional Sign

Model: TFR0588XX

In-Ground Kit Required: FIT14050XX

E. Parallel Bars \$338

Weight: 150 lbs.

Model: 60019401XX

Add-On Instructional Sign

Model: 60019451XX

F. Equipment Instruction Sign

Equipment instruction signs are available for each fitness product

G. 10 Station Course (Not Pictured) \$10,413

Includes: Vertical Ladder, Beam Run, Stretching Post, Pull Up and Chin Up Bars, Jump Touch Beam, Parallel Bars, Sit-Up Bench Spring Up Bars, Horizontal Ladder, Balance Beam

Weight: 1,650 lbs.

Model: 60019400XX

Add-On Instructional Signs

Model: 60019510XX



A



B

Fitness Equipment and Balance Play

Our balance events help develop a child's agility and coordination, preparing them for future athleticism.



C



D

A. Multi-Stretch \$688

Weight: 100 lbs.

Model: AFT15084

In-Ground Kit Required: FIT18503XX

B. S-Jump Beam \$938

Weight: 100 lbs.

Model: AFT15528

In-Ground Kit Required: FIT14050XX

C. Back Stretcher \$746

Weight: 115 lbs.

Model: AFT14038

In-Ground Kit Required: FIT14050XX

D. Trapeze Bar \$798

Model: AFR0040XX

E. Chin Bar \$569

Model: AFR0039XX

F. Chin Bar 2 \$869

Model: AFR0122XX

G. Chin Bar 3 \$1,289

Model: AFR0124XX

H. Log Roll \$993

Model: TFR03411XX

Use Zone: 21' x 16'




E



F



G



H



A



B

Balance and Sports Play

Children desire opportunities to engage in rule-oriented play, which is why we offer a variety of sport and game activities!

A. Rubber Mushrooms

18" diameter tops

11.5" Height: Model MS-02, \$389

15.5" Height: Model MS-03, \$407

19.5" Height: Model MS-04, \$430

B. Lily Pad Walk

Single Step Lily Pad \$216

Model: TFR14881XX

3 Lily Pads \$489

Model: 90021200XX

Use Zone: 15' x 12'

5 Lily Pads \$809

Model: 90021100XX

Use Zone: 15' x 18'

C. Balance Beam

Zig-Zag Balance Beam \$376

Model: 90021016XX

Use Zone: 15' x 19'

Straight Balance Beam

6' Length: Model 90021006XX, \$299

8' Length: Model 90021008XX, \$323

D. Soccer Goals (Sold as a Set of 2)

Goals and Nets: 60019202XX, \$1,171

Replacement Nets: 60019212XX, \$358

E. Triple Toss

Available with or without post

Without Post: TRT-03, \$352

With Post: TRT-10, \$700

F. Bag Toss Game \$524

Available with or without custom logo
Bags included

Without Logo: TFR0561XX

With Logo: TFR0582XX

G. Tether Ball

Tether Ball with Post: 60019301XX, \$271

Tether Ball with Cord: 60019311XX, \$49

Fireball with Cord: 60019411XX, \$69




C



D



F



E



G



A



B

Infant and Toddler Play

Pre-toddlers and toddlers change so fast. While some appear ready to climb, others do not. Along with our structures, we provide these additional toddler activities to meet a variety of developmental stages.

A. Sunshine Mountain \$1,122

Available in any roto-molded plastic color
Model: 00186

B. Stack Blocks

Starter Set \$857

Model: 00028100

Includes 12 single blocks, 3 double blocks, and 3 corner blocks

Mega Set \$2,567

Model: 00028200

Includes 36 single blocks, 9 double blocks, and 9 corner blocks

C. Mushroom Tunnel \$3,607

Toddlers can climb the bridge or crawl underneath the tunnel

Model: 49212FT

Size: 4 ½" x 2 ½" x 2'

D. Step Activity Center \$3,766

Toddlers can climb to access fun activities include our Sound Cylinder, Bead Panel, Shape Spinners, and Mirror Panel

Model: 49216

Size: 6' x 2 ½' x 3'

E. Toddler Step Deck \$2,918

Allow toddlers to practice climbing

Model: 49211FT

Size: 6' x 2 ½' x 3'



C



D



E



Complete Your Space

MAKING IT EASY TO CREATE COMPLETE SITE ENVIRONMENTS.

No space is complete without a shade, shelter, or site amenities. We also offer a full line of dog park products, surfacing, and playground timbers. Get out there and play, relax, and live!

. IN THIS . Section

Surfacing.....	136
Timbers and Ramps	137
Shade and Shelter.....	138
Site Amenities.....	139
Bleachers	140
Dog Play	141





How to Choose Surfacing that is Right for You

Since safety is our first concern, we recommend only the surface materials below which have proven track records — not just at the time of installation but over several years and conditions.

1

Loose Fill Rubber Mulch

Low maintenance
Softer alternative to wood mulch
Creates a pliable, resilient surface
Discourages mold, mildew, and insects
ADA compliant

2

Poured In Place (PIP)

Low maintenance and durable
Best wheelchair access
Ability to add graphics

3

Rubber Tiles

Low maintenance
Best wheelchair access
Available in various thicknesses
Will not mold or mildew

4

Engineered Wood Fiber

Initially most economical
ADA compliant


**Rubber surfacing products we offer do not contain contaminants that are harmful to children.*



A



B



C



D

Playground Surfacing

A. Loose Fill Recycled Rubber Mulch

Colors available: Rainbow Turf, Jungle Turf, Rustic Turf, Green, Brown, Black (from left to right)



**A drainage base is recommended*

B. Poured In Place (PIP)

Colors available: Blue, Green, Yellow, Teal, Bright Red, Orange, Mid-Gray (from left to right)



**Ask your sales representative to see all available colors*

C. Rubber Tiles

Available in 2' x 2' squares
Available in a variety of thicknesses

Rubber Tiles Thickness Guide

Thickness of Tile	Fall Height
2 1/4"	4'
2 3/4"	6'
3 1/4"	8'
3 3/4"	10'

Colors available: Green, Brown, Tan, Gray, Red, and Black (from left to right)



D. Engineered Wood Fiber

Engineered wood fiber is locally sourced so actual content varies

**A drainage base is recommended*



A



B



C



D



E

Timbers & ADA Ramps

Our durable and easy-to-install timbers, which are made from HDPE plastic, are designed to keep loose-fill surfacing in its place. Need to meet ADA compliances? We're here to help! Our ADA access ramps are fabricated with the same quality HDPE plastic as the timbers.

A. 4' Reversible Rock/Stone Landscape Timber \$38

Model: RLT

Uses "BLTH" Timber Stake

B. 12" Landscape Timber and Border Cap

Our 12" Landscape Timber is available in a 4' and 6' length. The custom color option allows you to choose from our selection of roto-molded plastic colors. These timbers use the "LTH" Timber Stake. The 4' and 6' kit options include one and two stakes, respectively.

	Description	Item Number	MSRP
4'	Black Landscape Timber	LT-4	\$38
	Custom Color Landscape Timber	LT-4XX	\$51
	Black Landscape Timber Kit	90022004XX	\$44
6'	Black Landscape Timber	LT-6	\$31
	Custom Color Landscape Timber	LT-46XX	\$74
	Black Landscape Timber Kit	90022006XX	\$69
	NEW! Border Cap for LT-4 and LT-6	BMP-0002XX	\$28

C. 4' x 8" Landscape Timber \$37

Model: LT-4-8

Uses "LTH" Timber Stake

D. Timber Stakes

30" Timber Stake \$9

Model: LTH

24" Timber Stake \$7

Model: BLTH

E. **NEW!** ADA Accessible Ramp System

Our ADA Ramp Systems, made from roto-molded plastic, allow for easier transitions into your timber-bordered play environment. These systems are designed for timbers that are 12" high.

Full System \$950

Model: TFR0592XX

Dimensions: 120" x 43"

Includes: full ramp, 12 stakes, and 2 end caps

Half System \$570

Model: TFR0591XX

Dimensions: 60" x 43"

Includes: half ramp, 6 stakes, and 2 end caps



A



B



C



D



E



F



G

Shade & Shelter

Our fabric shade structures are available in a variety of sizes and styles, with or without our unique Glide Elbow™ mechanism. Similarly, our all-steel shelter collection is available in a variety of sizes and styles that create a unique outdoor gathering area.

A. Single Post Hexagon Umbrella

Perfect for shading small playground areas and picnic areas

B. All-Steel Hip End Structure

Perfect for walkways, bus stop seating, and bleachers

C. All-Steel Gable End Structure

Perfect for shading picnic areas

D. Custom Rectangle Hip End Shade

Pictured with custom slope to accommodate rise of bleachers

E. T-Cantilever Shade

Perfect for shading bleachers, fueling stations, and parking lots

F. All-Steel Hexagon Duo-Top Structure

Perfect for shading picnic areas

G. Super Dome Shade

Perfect for shading large playgrounds

**WE HAVE MANY MORE
STYLES TO CHOOSE FROM!**

Check them out
by scanning below.



or visit srpshade.com
or srpshelter.com



A




B



C



D



E



F



G

Site Amenities

We offer durable and affordable benches, tables, and trash receptacles. With over 1,000 products in different frame styles, metal patterns, and color choices, you can easily achieve a distinctive look for your space.

A. Horizontal Strap Bench \$1,043
Model B6WBHORZCASINO

B. Regal Children's Table \$744
Model T6RC-ELEM

C. Infinity Innovated Rectangular WEB Table \$1,291
Model T8WEBINFINNVPSM

D. Standard Perforated Dog Park Bench with Paw Print Design \$426
Model B6WBPERFSM-PAWS

E. Regal Square Pedestal Table \$1,222
Model T46RCPEDPOR

F. Perforated Dog Park Trash Receptacle with Paw Print Design \$500
Model TR32PERF-PAWS

G. All Smiles Buddy Bench \$508
Model B6WBPERF-POLY-ALLSMILES
Available in numerous designs!

**WE HAVE HUNDREDS
OF MORE DESIGNS!**

Check them out
by scanning below.



or visit srpsiteamenities.com



A



B





C



D



E



Bleachers

Our all-aluminum bleachers can be used in both indoor and outdoor settings. For outdoor seating, we offer cantilever shades designed specifically for the bleacher model you choose.

A. Tip and Roll Bleachers

Row Options: 3 Row
Lengths Available: 7.5', 9', 15', 21', 27'

Features non-marring swivel caster wheels and rubber pads

B. Low Rise Bleachers

Row Options: 3, 4
Lengths Available: 7.5', 9', 15', 21', 27'

C. Non-Elevated Bleachers

Row Options: 5, 10, 15
Lengths Available: 15', 21', 27', 33'

D. Elevated Bleachers

Row Options: 5, 10
Lengths Available: 21', 27', 33'

E. Transportable Bleachers

Row Options: 5, 10
Lengths Available: 15', 21', 27'

May be towed on site by use of a pick-up truck or tractor

Ask us about our bleacher shades!

**WE HAVE MANY MORE
STYLES TO CHOOSE FROM!**

Check them out
by scanning below.



or visit srpsiteamenities.com



A



B



C



D



E



F



G

Dog Play

Our dog play products, made from recycled posts, provide dogs of all sizes and confidence levels the exercise they need. Discounted pre-designed dog play packages, such as the one below, are also available.

A. Camel Hump Climber \$2,541
Model: RECF0001XX

B. Climb and Sit \$867
Model: RECF0002XX

C. Step Up \$924
Model: RECF0005XX

D. Over and Under \$363
Model: RECF0012XX

E. Home Sweet Home \$2,152
Model: RECF0010XX

F. Through the Tunnel \$2,253
Model: RECF0004XX

G. Puppy Paradise \$8,055
Model: RECF0018XX
Use Zone: 32' x 37'
Includes: Jump Through, Stepping Up, Let's Rest, Camel Hump Climber, Home Sweet Home, and Nice Turn

**WE HAVE MANY
MORE DESIGNS!**

Check them out
by scanning below.



or visit srplayground.com

We Make It Easy to Buy and Bid

Superior makes it easy to buy and bid by having a nation-wide team of SRP Certified Partners and by having contracts with the following organizations.

FOR GOVERNMENT ENTITIES



Formerly The Cooperative Purchasing Network (TCPN)

The National Intergovernmental Purchasing Alliance (National IPA) teams with top-notch partners like us to create more economical buying opportunities through their competitive contracts. Public agencies and government entities, such as state, city, county, and public universities or school districts, can register with National IPA. To purchase through National IPA, go to nationalipa.org and register, browse products, and contact partners like us!



BuyBoard is an online purchasing cooperative that gives its members best pricing on products, equipment, and services that they use everyday. Members save time and resources because the competitive procurement process has already been completed. BuyBoard's nationwide members include those in public schools, municipalities, county government, and all types of local government agencies and non-profits. Become a member today by visiting buyboard.com — it's free!



HGACBuy is a cooperative purchasing network available to local governments, state agencies, and certain non-profit corporations nationwide. All products offered by HGACBuy have been awarded through a public competitive process. To become a member of HGACBuy and to view products like ours, visit hgacbuy.org.

Interlocal Purchasing System

The Interlocal Purchasing System (TIPS), governed by the Region 8 ESC Board of Directors in Texas, is available for use by all public and private schools, colleges, universities, cities, counties, and other government entities in the state of Texas. However, other states may use this purchasing system if their purchase meets individual state purchasing laws, rules, and regulations. Awarded vendors, like Superior, have agreed to provide the best pricing and terms and conditions available to TIPS members. Membership is free, visit tips-usa.com to learn how to become a member.

FOR BUSINESSES



Marlin Equipment Finance is a direct lender providing financing to small and mid-size businesses so they can acquire new equipment and technology while preserving capital. Their customers include equipment dealers, manufacturers, distributors and small business establishments.

STATE-SPECIFIC OPPORTUNITIES

Oregon's DAS Procurement Services

Oregon's Department of Administrative Services operates a procurement service marketplace for state agencies and local government entities.

Texas' Educational Purchasing Interlocal Cooperative

Texas' Educational Purchasing Interlocal Cooperative at Region 6 (EPIC6) holds contracts with suppliers just like us whose products have been competitively bid and awarded, meeting all current procurement laws and regulations. This cooperative features a no cost membership and is open to all K-12 school districts, colleges and universities, cities and municipalities, counties, state agencies, private schools, and charter schools in the state of Texas.

North Carolina's E-Procurement Services

NC E-Procurement allows government entities to aggregate their purchases to obtain better prices from suppliers just like us! Any state or university system, city, town, county, community college, or local education authority in North Carolina can register.

FOR EVERYONE



You can find an SRP Certified Partner in almost every state! Our Certified Partners have extensive knowledge and training in all Superior products. Find your closest representative by visiting srplayground.com and clicking "Contact a Rep."



We Meet or Exceed Industry Standards

In our effort to provide quality and safe play products for children, our products meet or exceed the standards set forth by the below organizations. Additionally, we follow our own strict in-house standards and guidelines.

INDUSTRY STANDARDS

International Play Equipment Manufacturers Association™

In the interest of playground safety, the International Play Equipment Manufacturers Association (IPEMA™) provides a third-party certification service whereby a designated independent laboratory, TÜV SÜD America Inc., (TÜV), validates an equipment manufacturer's certification of conformance to the standards below.

- ASTM F1487-11, excluding sections 7.1.1, 10 and 12.6.1: Standard Consumer Safety Performance Specification for Playground Equipment for Public Use
- CAN/CSA-Z614-14, excluding clauses 9.8, 10, and 11: Children's Playspaces and Equipment

A list of current validated products may be viewed on their website at www.ipema.org. SRP is a member of this organization.

American Society for Testing and Materials

The American Society for Testing and Materials (ASTM) is an independent and world renowned developer of technical standards utilized in testing a multitude of products. ASTM developed F1487 Standard Consumer Safety Performance Specifications for Playground Equipment for Public Use. The current standard is F1487-11, published in 2011.

U.S. Consumer Product Safety Commission

The U.S. Consumer Product Safety Commission (CPSC) presents safety guidelines through the publication of their Public Playground Safety Handbook. This handbook promotes greater safety awareness among those who purchase, install, and maintain public playground equipment. The handbook can be viewed on the CPSC's website, cpsc.gov.

United States Access Board

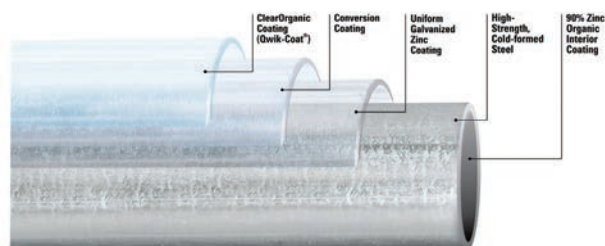
The U.S. Access Board is a federal agency that promotes equality for people with disabilities. They've developed guidelines and standards for built environments, such as playgrounds.

OUR IN-HOUSE STANDARDS

At Superior, we only use quality playground materials — whether purchasing just a climber or a full structure. Manufactured at our west Georgia manufacturing facility, our playgrounds are proudly made in the USA. Our structures are built to last and provide fun for years to come.

To ensure the safe play of your children, we offer:

- Quality control inspection on all parts and shipments
- All products must pass inspection in our IPEMA Certified In-House Testing Facility
- In-house production of most products
- All products meet or exceed CPSC, ASTM and ADA Safety Guidelines
- On-staff NPSI and CPSI Certified employees
- Quality designed products
- Local field factory trained installation technicians
- Direct connect component attachment system
- Products constructed from Allied's heavy-wall galvanized steel tubing, which is protected by Allied's patented Flo-Coat® process that uses triple-coat corrosion protection (zinc, conversion coating, and clear organic topcoat) to provide a smooth, shiny product appearance that is unmatched in terms of strength and durability



Warranty

Our warranty guarantees years of unlimited fun. To view a digital version of our warranty, please visit our website at srplayground.com.

Superior Recreational Products (SRP) warrants that its product will be free from defects in materials and workmanship as well as maintain structural integrity for the periods listed below from the date of invoice and once SRP has been paid in full. This warranty is in effect only if the product has been assembled and installed strictly in accordance with the setup instructions provided by SRP, good construction practices, and has been subjected only to normal use and exposure.

- Lifetime* Warranty on playground steel and recycled posts, all stainless steel hardware, c-line fittings, and aluminum post caps
- 15-Year Limited Warranty on playground pipes, rungs, loops and rails, roto-molded plastics, HDPE plastic sheets, punched steel decks, and recycled decks
- 10-Year Limited Warranty on Shade Fabric
- 5-Year limited Warranty on Site Amenities, cables, and nets
- 1-Year Limited warranty on moving parts and materials not covered above

The Limited Warranty excludes abnormal conditions, contingent liability, cosmetic defects such as scratches, dents, marring, stripping, peeling, or fading; damage due to incorrect installation, vandalism, misuse, accident wear and tear from normal use; exposure to extreme weather, immersion in salt or chlorine water, damage due to sand, salt spray, or other abrasive and corrosive material; unauthorized repair or modification, abnormal use, or lack of maintenance. The warranty does not cover damages due to "acts of God" such as hail, flooding, lightning, tornadoes, sand storms, shifts of terrain, earthquakes, mudslides, and windstorms.

If product has shade fabric and installed in an area exposed to hurricanes, removal of the shade fabric is required when a hurricane warning is issued. In the unlikely event of failure, SRP reserves the right to alter the design, color, or contributing factors to rectify the condition and help prevent any future reoccurrence(s). SRP has the option to repair or replace any defect in materials. The warranty is void if any changes, modifications, additions, or attachments are made to the product without the written consent of the manufacturer.

SRP excludes any implied warranty of merchantability, fitness, or purpose, and there are no warranties which extend beyond the description of the face hereof. Under no circumstances will SRP be responsible for any indirect, special, consequential, incidental, or liquidated damages due to breach of warranty and such damages are specifically excluded from the warranty. The owner shall notify SRP with original Sales Order Number issued from SRP to arrange for an inspection within 30 days after discovery of any defect under this warranty and before any alteration or repair is made or attempted. This Limited Warranty shall be null and void if the owner makes any alterations in design. This warranty is the only express warranty given by the company. No person has authority to change or add to these obligations and liabilities. The company reserves the right to determine whether the fault is caused by faulty workmanship, material, or the part that is defective.

Powder Coat: Superior Recreational Products offers a 5-year Limited Warranty for powder coating to the original purchaser. This Limited Warranty is for factory applied finish only. Damage occurring from shipping, erection, vandalism, accidents, or field modification is not covered in this limited warranty and will require field touch-up immediately and periodically thereafter. The owner must report any defect in powder coat at the time the installation is completed. Not covered by this Limited Warranty are acute angles, welds, and end plates.

- The Limited Warranty for powder coating provides the following after a 5-year exposure period when applied according to the recommendations listed on the product's technical data sheet and appropriate surface preparation has been utilized.
- The coatings shall retain their original color with a ΔE of <7.5 units for high chroma colors, (Yellows, Reds, Oranges, ETC.) and a ΔE of <5.0 units for low chroma colors, when tested in accordance with ASTM D 2244.
- The coating shall retain a minimum of 50% of its original gloss level after washing, when tested in accordance with ASTM D 523.
- The coating shall exhibit chalking no worse than numerical rating of 6, when evaluated in accordance with ASTM D 659-80.

Stainless Steel Series Powered by Playdale Playgrounds: Playdale Playgrounds warrants its products to the original customer to be free from structural failure due to defect in materials or workmanship during normal use and installation in accordance with the published specifications. The warranty shall commence on the date of the invoice and terminate at the end of the period on the full warranty statement. The warranty is valid only if the products are installed properly and in conformance of the specifications, installation guides, Playdale Playgrounds design layout, and properly maintained in accordance with the maintenance schedule provided within the installation instructions. Playdale Playgrounds reserves the right to accept or reject any claim in whole or in part. Playdale Playgrounds will not accept the return of any product without prior approval by Playdale management.

Pricing, Cancellation, Return, and Shipping Policy: All prices are F.O.B. factor and do not include freight, installation, shipping and handling, surfacing, or applicable taxes. All prices listed were current at the time of printing and in U.S. currency. Prices are subject to change without notice. To view our return policy, please visit superiorrecreationalproducts.com/returns. To view our shipping policy, please visit superiorrecreationalproducts.com/shipping. For Information on Return Material Authorizations or any additional information, please call 1.800.327.8774.

**For the purpose of this warranty, lifetime encompasses no specific term of years, but rather that seller warrants to its original customer for as long as the original customer owns the product and uses the product for its intended purpose that the product and all parts will be free from defects in materials and manufacturing workmanship. This warranty does not cover damage caused by vandalism, misuse or abuse, altered or modified parts, or cosmetic damage such as scratches, dents, or fading or weathering and normal wear and tear. This warranty is valid only if the structures are installed in conformity with instructions provided by Superior Recreational Products using approved Superior Recreational Products parts. Superior Recreational Products will deliver the repaired or replacement part or parts to the site free of charge, but will not be responsible for labor or the labor costs of replacement. Warranty claims must be filed within the applicable warranty period and accompanied by a sales order or invoice number.*


Color Options

RECYECLED DECKS & POSTS

 Cedar  Dark Brown*  Gray*

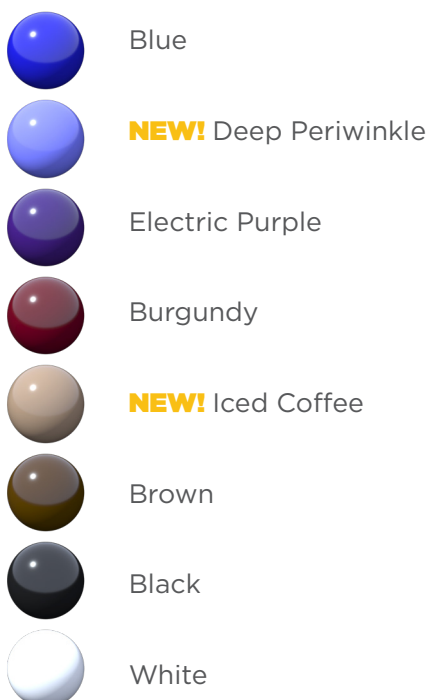

**May affect delivery lead time.*

SHADE FABRIC COLORS



POWDER COAT COLORS

Gloss



Matte Metallic



ROTATIONALLY-MOLDED PLASTIC COLORS



Red

Orange

Yellow

Spring Green

NEW! Patina

Green



Ocean Blue

Blue

Dark Blue

NEW! Deep Periwinkle

Electric Purple

NEW! Iced Coffee



Brown

NEW! Feather Gray

Terracotta

Burgundy

HDPE PANEL COLORS



Red

Orange

Yellow

Spring Green



Green

NEW! Ocean Blue

Blue

Electric Purple




Iced Coffee

Feather Gray

Black

SANDWICH HDPE PANEL COLORS




Red/White

NEW! Ocean/White

NEW! Blue/Coffee

Green/White




Green/Coffee

Coffee/Green

Feather Gray/Black

Black/White

DECKS



Red

Navy Blue

Gray

Brown

Playgrounds

BY SUPERIOR RECREATIONAL PRODUCTS

1050 Columbia Drive
Carrollton, Georgia 30117

866.699.4339

srplayground.com



Sale Terms and Conditions

SALE DATES: APRIL 2 - JUNE 1, 2018

Up to 40% discount may only be applied to select structure numbers as advertised in catalog. 15% discount may only be applied to products advertised in catalog with published catalog pricing and excludes Percussion Play musical instruments, surfacing, shade and shelter structures, and bleachers. Items must be ordered by June 1, 2018 and shipped by June 15, 2018. Prices are for exact unit and do not include freight, surfacing, taxes, or installation charges. All standard color options are available at no extra charge with the exception of gray recycled decks and posts. Most units will ship within 2-3 weeks from order date. For complete sale terms and conditions, go to superiorrecreationalproducts.com/sale-terms.

